



PROSPECTUS
December 31, 2025

F/m US Treasury 30 Year Bond ETF | (Nasdaq: UTHY)

F/m US Treasury 20 Year Bond ETF | (Nasdaq: UTWY)

F/m US Treasury 10 Year Note ETF | (Nasdaq: UTEN)

F/m US Treasury 7 Year Note ETF | (Nasdaq: USVN)

F/m US Treasury 5 Year Note ETF | (Nasdaq: UFIV)

F/m US Treasury 3 Year Note ETF | (Nasdaq: UTRE)

F/m US Treasury 2 Year Note ETF | (Nasdaq: UTWO)

F/m US Treasury 12 Month Bill ETF | (Nasdaq: OBIL)

F/m US Treasury 6 Month Bill ETF | (Nasdaq: XBIL)

F/m US Treasury 3 Month Bill ETF | (Nasdaq: TBIL)

Each a series of The RBB Fund, Inc.
3050 K Street NW, Suite 201
Washington, DC 20007

The U.S. Securities and Exchange Commission (“SEC”) has not approved or disapproved these securities or passed upon the adequacy of this prospectus. Any representation to the contrary is a criminal offense.

TABLE OF CONTENTS

| | |
|--|------------|
| Summary Section | 1 |
| F/m US Treasury 30 Year Bond ETF | 1 |
| F/m US Treasury 20 Year Bond ETF | 7 |
| F/m US Treasury 10 Year Note ETF | 13 |
| F/m US Treasury 7 Year Note ETF | 19 |
| F/m US Treasury 5 Year Note ETF | 25 |
| F/m US Treasury 3 Year Note ETF | 31 |
| F/m US Treasury 2 Year Note ETF | 37 |
| F/m US Treasury 12 Month Bill ETF | 43 |
| F/m US Treasury 6 Month Bill ETF | 49 |
| F/m US Treasury 3 Month Bill ETF | 55 |
| Additional Information about the Funds | 61 |
| Management of the Funds | 68 |
| How to Buy and Sell Shares | 69 |
| Dividends, Distributions, and Taxes | 71 |
| Distribution | 74 |
| Additional Considerations | 74 |
| Financial Highlights | 76 |
| For More Information | Back Cover |

No securities dealer, sales representative, or any other person has been authorized to give any information or to make any representations, other than those contained in this Prospectus or in approved sales literature in connection with the offer contained herein, and if given or made, such other information or representations must not be relied upon as having been authorized by the F/m US Treasury 30 Year Bond ETF, F/m US Treasury 20 Year Bond ETF, F/m US Treasury 10 Year Note ETF, F/m US Treasury 7 Year Note ETF, F/m US Treasury 5 Year Note ETF, F/m US Treasury 3 Year Note ETF, F/m US Treasury 2 Year Note ETF, F/m US Treasury 12 Month Bill ETF, F/m US Treasury 6 Month Bill ETF, and F/m US Treasury 3 Month Bill ETF (each a “Fund” and together the “Funds”) or The RBB Fund, Inc. This Prospectus does not constitute an offer to sell or a solicitation of an offer to buy any of the securities offered hereby in any jurisdiction or to any person to whom it is unlawful to make such offer.

SUMMARY SECTION – F/m US Treasury 30 Year Bond ETF

Investment Objective

The investment objective of the F/m US Treasury 30 Year Bond ETF (the “F/m UST 30Y Bond Fund” or the “Fund”) is to seek investment results that correspond (before fees and expenses) generally to the price and yield performance of the Bloomberg US Treasury Bellwether 30Y Total Return USD Unhedged Index (I00094US) (the “Underlying Index”).

Fees and Expenses

This table describes the fees and expenses that you may pay if you buy, hold, and sell shares of the Fund (“Shares”). You may pay other fees, such as brokerage commissions and other fees to financial intermediaries when purchasing or selling Fund Shares, which are not reflected in the tables and examples below.

Annual Fund Operating Expenses (expenses that you pay each year as a percentage of the value of your investment):

| | |
|--------------------------------------|-------|
| Management Fees | 0.15% |
| Distribution (12b-1) Fees | None |
| Other Expenses | None |
| Total Annual Fund Operating Expenses | 0.15% |

Example

This Example is intended to help you compare the cost of investing in the Fund with the cost of investing in other funds. The Example assumes that you invest \$10,000 in the Fund for the time periods indicated and then hold or redeem all of your Shares at the end of those periods. The Example also assumes that: (1) your investment has a 5% return each year, and (2) the Fund’s operating expenses remain the same. Although your actual costs may be higher or lower, based on these assumptions your costs would be:

| <u>1 Year</u> | <u>3 Years</u> | <u>5 Years</u> | <u>10 Years</u> |
|---------------|----------------|----------------|-----------------|
| \$15 | \$48 | \$85 | \$192 |

Portfolio Turnover

The Fund pays transaction costs, such as commissions, when it buys and sells securities (or “turns over” its portfolio). A higher portfolio turnover rate may indicate higher transaction costs and may result in higher taxes when Fund Shares are held in a taxable account. These costs, which are not reflected in annual fund operating expenses or in the example, affect the Fund’s performance. Portfolio turnover may vary from year-to-year, as well as within a year. For the fiscal year ended August 31, 2025, the Fund’s portfolio turnover rate was 390% of the average value of its portfolio.

Principal Investment Strategies

The Fund is a passively-managed exchange-traded fund (“ETF”) that seeks investment results, before fees and expenses, that correspond generally to the price and yield performance of the Underlying Index. Under normal market conditions, F/m Investments LLC (the “Adviser”) seeks to achieve the Fund’s investment objective by investing at least 80% of the Fund’s net assets (plus any borrowings for investment purposes) in the component securities of the Underlying Index, provided, however, that in the event that the most recently auctioned outstanding US Treasury Bond that matures closest to, but not beyond, 30 years from the rebalancing date is not included in the Underlying Index, then the Fund will invest at least 80% of its net assets (plus any borrowings for investment purposes) in the most recently auctioned outstanding US Treasury Bond that matures closest to, but not beyond, 30 years from the rebalancing date.

The Adviser generally intends to replicate the constituent securities of the Underlying Index. “Replication” is an indexing strategy in which a fund invests in substantially all of the securities in its underlying index in approximately the same proportions as in the underlying index. The Adviser may use a “representative sampling” strategy in certain circumstances, such as when it may not be possible or practicable to fully implement a replication strategy. Representative sampling is investing in a representative sample of securities that collectively has an investment profile similar to the Underlying Index.

The Underlying Index

The Underlying Index was established by Bloomberg Finance L.P. (the “Index Provider”) with history backfilled to January 1, 1981. It tracks the most recent or “on-the-run” (“OTR”) 30 Year US Treasury security and is rebalanced on the last day of each month. The Index Provider constructs a single hypothetical security that mirrors the terms, conditions, and pricing of the most recent US Treasury security issued by the US government for the 30 Year issue. The hypothetical security is rolled to the new OTR Treasury security on the day after the treasury auction. On each day of the month, the hypothetical treasury is priced daily as per the OTR Treasury security it holds.

The Underlying Index is calculated and administered by the Index Provider, which is not affiliated with the Fund or the Adviser. Additional information regarding the Underlying Index is available at <https://assets.bbhub.io/professional/sites/27/Bloomberg-Index-Publications-US-Treasury-Bellwether-Indices-20241217.pdf>.

The Fund’s investment strategy is to pursue its investment objective. The Fund generally may invest up to 20% of its total assets in securities or other investments not included in the Underlying Index, but which the Adviser believes will help the Fund track the Underlying Index.

The Fund may invest in securities of other affiliated and unaffiliated exchange-traded funds (each, an “ETF”) registered under the Investment Company Act of 1940, as amended (the “1940 Act”), that invest primarily in Fund eligible investments (collectively, “Underlying Funds”) to the extent permitted by applicable law and subject to certain restrictions.

The Fund may also seek to increase its income by lending securities. These loans will be secured by collateral (consisting of cash, U.S. government securities, or irrevocable letters of credit) maintained in an amount equal to at least 100% of the market value, determined daily, of the loaned securities. Cash collateral received by the Fund in connection with its lending of portfolio securities will be invested in short-term investments, including money market funds.

The Fund may enter into reverse repurchase agreements in amounts not exceeding one-third of the Fund’s total assets (including the amount borrowed). The Fund has elected to be, and intends to continue to qualify each year for treatment as, a regulated investment company (“RIC”) under Subchapter M of Subtitle A, Chapter 1, of the Internal Revenue Code of 1986, as amended (the “Code”).

Principal Investment Risks

The value of the Fund’s investments may decrease, which will cause the value of the Fund’s Shares to decrease. As a result, you may lose money on your investment in the Fund, and there can be no assurance that the Fund will achieve its investment objective. The Fund’s principal risks are presented in alphabetical order to facilitate finding particular risks and comparing them with other funds. Each risk summarized below is considered a “principal risk” of investing in the Fund, regardless of the order in which it appears. Different risks may be more significant at different times depending on market conditions or other factors.

- **Affiliated Fund Risk.** Affiliated fund risk is the risk that the Adviser may select investments for the Fund based on its own financial interests or other business considerations rather than the Fund’s interests. The Adviser may be subject to potential conflicts of interest in selecting the Underlying Funds because the Underlying Funds pay an advisory fee to the Adviser based on their assets, the fees paid to the Adviser by some affiliated Underlying Funds may be higher than other Underlying Funds or the Underlying Funds may be in need of assets to enhance their appeal to other investors, liquidity and trading and/or to enable them to carry out their investment strategies. However, the Adviser is a fiduciary to the Fund and is legally obligated to act in the Fund’s best interest when selecting Underlying Funds.
- **Concentration Risk.** The Fund may be susceptible to an increased risk of loss, including losses due to adverse events that affect the Fund’s investments more than the market as a whole, to the extent that the Fund’s investments are concentrated in a particular issue, issuer or issuers, country, market segment, or asset class.
- **Cyber Security Risk.** Cyber security risk is the risk of an unauthorized breach and access to the Fund’s assets, Fund or customer data (including private shareholder information), or proprietary information, or the risk of an incident occurring that causes the Fund, the Adviser, custodian, transfer agent, distributor and other service providers and financial intermediaries to suffer data breaches, data corruption or lose operational functionality or prevent the Fund’s investors from purchasing, redeeming or exchanging shares or receiving distributions. The use of artificial intelligence and machine learning could exacerbate these risks. The Fund and the Adviser have limited ability to prevent or mitigate cyber security incidents affecting third-party service providers, and such third-party service providers may have limited indemnification obligations to the Fund or the Adviser. Successful cyber-attacks or other cyber-failures or events affecting the Fund or its service providers may adversely impact and cause financial losses to the Fund or its shareholders. Issuers of securities in which the Fund invests are also subject to cyber security risks, and the value of these securities could decline if the issuers experience cyberattacks or other cyber-failures.

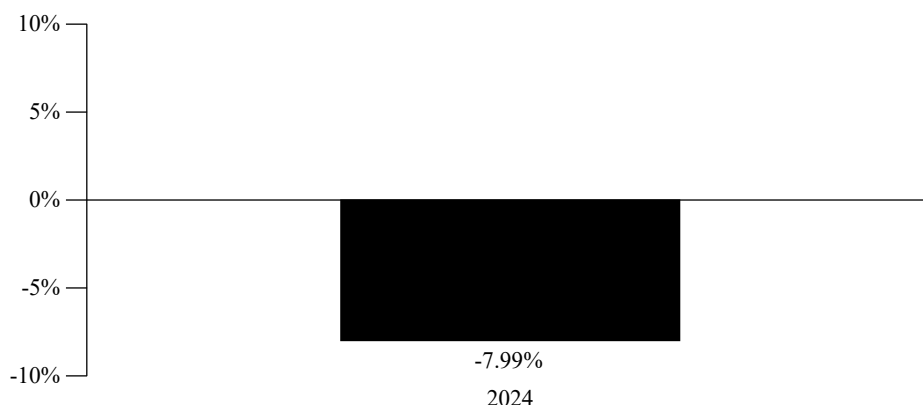
- **Duration Risk.** Duration is a measure of the price sensitivity of a debt security or portfolio to interest rate changes. Duration risk is the risk that longer-duration debt securities will be more volatile and thus more likely to decline in price, and to a greater extent, in a rising interest rate environment than shorter-duration debt securities.
- **ETF Risk.** The Fund is an ETF, and, as a result of an ETF's structure, it is exposed to the following risks:
 - *Authorized Participants, Market Makers and Liquidity Providers Concentration Risk.* Only an authorized participant ("AP") may engage in creation or redemption transactions directly with the Fund. The Fund has a limited number of financial institutions that are institutional investors and may act as APs. In addition, there may be a limited number of market makers and/or liquidity providers in the marketplace. To the extent either of the following events occur, Fund Shares may trade at a material discount to net asset value ("NAV") and possibly face delisting: (i) APs exit the business or otherwise become unable to process creation and/or redemption orders and no other APs step forward to perform these services, or (ii) market makers and/or liquidity providers exit the business or significantly reduce their business activities and no other entities step forward to perform their functions. These events, among others, may lead to the Fund Shares trading at a premium or discount to NAV. Thus, you may pay more (or less) than the NAV when you buy Shares of the Fund in the secondary market, and you may receive less (or more) than NAV when you sell those Shares in the secondary market. A diminished market for an ETF's shares substantially increases the risk that a shareholder may pay considerably more or receive significantly less than the underlying value of the ETF shares bought or sold. In periods of market volatility, APs, market makers and/or liquidity providers may be less willing to transact in Fund Shares.
 - *Secondary Market Trading Risk.* Although Shares are listed on a national securities exchange, The Nasdaq Stock Market, LLC (the "Exchange"), and may be traded on U.S. exchanges other than the Exchange, there can be no assurance that an active or liquid trading market for them will develop or be maintained. In addition, trading in Shares on the Exchange may be halted. During periods of market stress, there may be times when the market price of Shares is more than the NAV intra-day (premium) or less than the NAV intra-day (discount). This risk is heightened in times of market volatility or periods of steep market declines.
 - *Shares May Trade at Prices Other Than NAV Risk.* As with all ETFs, Shares may be bought and sold in the secondary market at market prices. Although it is expected that the market price of Shares will approximate the Fund's NAV, there may be times when the market price of Shares is more than the NAV intra-day (premium) or less than the NAV intra-day (discount). This risk is heightened in times of market volatility or periods of steep market declines.
- **Fixed-Income Market Risk.** The market value of a fixed-income security may decline due to general market conditions that are not specifically related to a particular issuer, such as real or perceived adverse economic conditions, changes in the outlook for corporate earnings, changes in interest or currency rates or adverse investor sentiment generally. The fixed-income securities market can be susceptible to increases in volatility and decreases in liquidity. Liquidity can decline unpredictably in response to overall economic conditions or credit tightening. Increases in volatility and decreases in liquidity may be caused by a rise in interest rates (or the expectation of a rise in interest rates). An unexpected increase in Fund redemption requests, including requests from shareholders who may own a significant percentage of the Fund's Shares, which may be triggered by market turmoil or an increase in interest rates, could cause the Fund to sell its holdings at a loss or at undesirable prices and adversely affect the Fund's share price and increase the Fund's liquidity risk, Fund expenses and/or taxable distributions.
- **High Portfolio Turnover Risk.** In seeking to track the Underlying Index, the Fund may incur relatively high portfolio turnover. The active and frequent trading of the Fund's portfolio securities may result in increased transaction costs to the Fund, including brokerage commissions, dealer mark-ups and other transaction costs, which could reduce the Fund's return.
- **Income Risk.** The Fund's income may decline if interest rates fall. This decline in income can occur because the Fund may subsequently invest in lower yielding bonds as bonds in its portfolio mature, are near maturity or are called, bonds in the Underlying Index are substituted, or the Fund otherwise needs to purchase additional bonds.
- **Index-Related Risk.** There is no guarantee that the Fund's investment results will have a high degree of correlation to those of the Underlying Index or that the Fund will achieve its investment objective. Market disruptions and regulatory restrictions could have an adverse effect on the Fund's ability to adjust its exposure to the required levels in order to track the Underlying Index. Errors in index data, index computations or the construction of the Underlying Index in accordance with its methodology may occur from time to time and may not be identified and corrected by the Index Provider for a period of time or at all, which may have an adverse impact on the Fund and its shareholders. Unusual market conditions may cause the Index Provider to postpone a scheduled rebalance, which could cause the Underlying Index to vary from its normal or expected composition.

- **Interest Rate Risk.** Interest rate risk is the risk of losses attributable to changes in interest rates. In general, if prevailing interest rates rise, the values of debt instruments tend to fall, and if interest rates fall, the values of debt instruments tend to rise. Changes in the value of a debt instrument usually will not affect the amount of income the Fund receives from it but will generally affect the value of your investment in the Fund. Changes in interest rates may also affect the liquidity of the Fund's investments in debt instruments. In general, the longer the maturity or duration of a debt instrument, the greater its sensitivity to changes in interest rates. Interest rate declines also may increase prepayments of debt obligations, which, in turn, would increase prepayment risk. Very low or negative interest rates may impact the Fund's yield and may increase the risk that, if followed by rising interest rates, the Fund's performance will be negatively impacted. The Fund is subject to the risk that the income generated by its investments may not keep pace with inflation. Actions by governments and central banking authorities can result in increases or decreases in interest rates. Such actions may negatively affect the value of debt instruments held by the Fund, resulting in a negative impact on the Fund's performance and NAV. Any interest rate increases could cause the value of the Fund's investments in debt instruments to decrease. Rising interest rates may prompt redemptions from the Fund, which may force the Fund to sell investments at a time when it is not advantageous to do so, which could result in losses.
- **Market Risk.** The trading prices of securities and other instruments fluctuate in response to a variety of factors. The Fund's NAV and market price may fluctuate significantly in response to these and other factors including economic, political, financial, public health crises (such as epidemics or pandemics) or other disruptive events (whether real, expected or perceived) in the U.S. and global markets. As a result, an investor could lose money over short or long periods of time.
- **Operational Risk.** The Fund is exposed to operational risks arising from a number of factors, including, but not limited to, human error, processing and communication errors, errors of the Fund's service providers, counterparties, or other third parties, failed or inadequate processes or technology or systems failures. The Fund and the Adviser seek to reduce these operational risks through controls and procedures. However, these measures do not address every possible risk and may be inadequate to address significant operational risks.
- **Passive Investment Risk.** The Fund is not actively managed and may be affected by a general decline in market segments related to the Underlying Index. The Fund invests in securities included in, or representative of, the Underlying Index, regardless of their investment merits. The Fund generally does not attempt to invest the Fund's assets in defensive positions under any market conditions, including declining markets.
- **Reinvestment Risk.** Reinvestment risk is the risk that income from the Fund's portfolio will decline if and when the Fund reinvests the proceeds from the disposition of its portfolio securities at market interest rates that are below the portfolio's current earnings rate. A decline in income could negatively affect the market price of the Shares.
- **Reverse Repurchase Agreements Risk.** Reverse repurchase agreements are a form of secured borrowing and subject the Fund to the risks associated with leverage, including exposure to potential gains and losses in excess of the amount invested, resulting in an increase in the speculative character of the Fund's outstanding shares. Reverse repurchase agreements involve the risk that the investment return earned by the Fund (from the investment of the proceeds) will be less than the interest expense of the transaction, that the market value of the securities sold by the Fund will decline below the price the Fund is obligated to pay to repurchase the securities, and that the other party may fail to return the securities in a timely manner or at all.
- **Risk of Investing in the United States.** Certain changes in the United States economy, such as when the economy weakens or when its financial markets decline, may have an adverse effect on the securities to which the Fund has exposure.
- **Securities Lending Risk.** The Fund may lend portfolio securities to institutions, such as certain broker dealers. The Fund may experience a loss or delay in the recovery of its securities if the borrowing institution breaches its agreement with the Fund.
- **Tracking Error Risk.** The Fund may be subject to tracking error, which is the divergence of the Fund's performance from that of the Underlying Index. Tracking error may occur because of differences between the securities and other instruments held in the Fund's portfolio and those included in the Underlying Index, pricing differences, transaction costs incurred by the Fund, the Fund's holding of uninvested cash, differences in timing of the accrual of or the valuation of distributions, the requirements to maintain pass-through tax treatment, portfolio transactions carried out to minimize the distribution of capital gains to shareholders, acceptance of custom baskets, changes to the Underlying Index or the costs to the Fund of complying with various new or existing regulatory requirements. This risk may be heightened during times of increased market volatility or other unusual market conditions. Tracking error also may result because the Fund incurs fees and expenses, while the Underlying Index does not.

- **U.S. Government Obligations Risk.** While U.S. Treasury obligations are backed by the “full faith and credit” of the U.S. government, such securities are nonetheless subject to credit risk (i.e., the risk that the U.S. government may be, or be perceived to be, unable or unwilling to honor its financial obligations, such as making payments). Securities issued or guaranteed by federal agencies or authorities and U.S. government-sponsored instrumentalities or enterprises may or may not be backed by the full faith and credit of the U.S. government.

Performance Information: The bar chart and performance table illustrate the risks and volatility of an investment in the Fund. The bar chart shows the performance of the Fund for one year. The table illustrates how the Fund’s average annual total returns for the one-year and since-inception periods compare with those of a broad measure of market performance and another benchmark with similar portfolio characteristics to the Fund. Past performance, both before and after taxes, does not necessarily indicate how the Fund will perform in the future. Updated performance information is available online at www.fminvest.com.

Total Returns for the Calendar Year Ended December 31



Best Quarter: 7.98% in the quarter ended September 30, 2024
Worst Quarter: -9.52% in the quarter ended December 31, 2024

The Fund’s year-to-date total return for the three months ended September 30, 2025 was 4.31%.

PERFORMANCE TABLE

(Average annual total returns for the periods ended December 31, 2024)

| F/m UST 30Y Bond Fund | 1 Year | Since Inception March 27, 2023 |
|---|---------------|---|
| Return Before Taxes | -7.99% | -6.08% |
| Return After Taxes on Distributions | -9.59% | -7.62% |
| Return After Taxes on Distributions and Sale of Fund Shares | -4.69% | -5.20% |
| Bloomberg US Treasury Bellwether 30Y Total Return USD Unhedged Index (I00094US) (reflects no deduction for fees, expenses or taxes) | -8.09% | -5.75% |
| ICE BofA Current 30-Year US Treasury Index (reflects no deduction for fees, expenses or taxes) | -8.03% | -6.09% |
| ICE US Treasury Code Bond Index (reflects no deduction for fees, expenses or taxes) | 0.70% | 1.11% |

After-tax returns are calculated using the historical highest individual federal marginal income tax rates and do not reflect the impact of state and local taxes. In certain cases, the figure representing “Return after Taxes on Distributions and Sale of Fund Shares” may be higher than the other return figures for the same period, since a higher after-tax return results when a capital loss occurs upon redemption and provides an assumed tax deduction that benefits the investor. Actual after-tax returns depend on an investor’s tax situation and may differ from those shown, and after-tax returns shown are not relevant to investors who hold their Fund Shares through tax-deferred arrangements, such as 401(k) plans or individual retirement accounts.

Management

Investment Adviser

F/m Investments LLC serves as the investment adviser.

Portfolio Managers

| Team Member | Primary Titles | Start Date with the F/m UST 30Y Bond Fund |
|------------------|--|---|
| Peter Baden | Managing Director, Director of Fixed Income Strategy | in March 2023 |
| Alexander Morris | Chief Executive Officer | in March 2023 |
| Marcin Zdunek | Managing Director, Head of Capital Markets and Portfolio Manager | in March 2023 |

Purchase and Sale of F/m UST 30Y Bond Fund Shares

Shares are listed on the Exchange, and investors can only buy and sell Shares through brokers or dealers at market prices, rather than NAV. Because Shares trade at market prices rather than NAV, Shares may trade at a price greater than NAV (premium) or less than NAV (discount). An investor may incur costs attributable to the difference between the highest price a buyer is willing to pay to purchase Shares (bid) and the lowest price a seller is willing to accept for Shares (ask) when buying or selling Shares in the secondary market (the “bid-ask spread”). Recent information, including information on the Fund’s NAV, market price, premiums and discounts, and bid-ask spreads, is provided at www.fminvest.com.

The Fund issues and redeems Shares at NAV only in large blocks known as “Creation Units,” which only APs (typically, broker-dealers) may purchase or redeem. The Fund generally issues and redeems Creation Units in exchange for a portfolio of securities closely approximating the holdings of the Fund (the “Deposit Securities”) and/or a designated amount of U.S. cash.

Tax Information

The Fund distributions are generally taxable as ordinary income, qualified dividend income, or capital gains (or a combination), unless your investment is made through an individual retirement account (“IRA”) or other tax-advantaged account. Distributions on investments made through tax-deferred arrangements may be taxed later upon withdrawal of assets from those accounts. Certain states and localities may exempt distributions from tax when attributable to interest from U.S. federal government obligations. Please consult your personal tax advisor.

Financial Intermediary Compensation

If you purchase Shares through a broker-dealer or other financial intermediary (such as a bank) (an “Intermediary”), the Fund’s Adviser or its affiliates may pay Intermediaries for certain activities related to the Fund, including participation in activities that are designed to make Intermediaries more knowledgeable about exchange traded products, including the Fund, or for other activities, such as marketing, educational training or other initiatives related to the sale or promotion of Shares. These payments may create a conflict of interest by influencing the Intermediary and your salesperson to recommend the Fund over another investment. Any such arrangements do not result in increased Fund expenses. Ask your salesperson or visit the Intermediary’s website for more information.

SUMMARY SECTION – F/m US Treasury 20 Year Bond ETF

Investment Objective

The investment objective of the F/m US Treasury 20 Year Bond ETF (the “F/m UST 20Y Bond Fund” or the “Fund”) is to seek investment results that correspond (before fees and expenses) generally to the price and yield performance of the Bloomberg US Treasury Bellwether 20Y Total Return USD Unhedged Index (I39156US) (the “Underlying Index”).

Fees and Expenses

This table describes the fees and expenses that you may pay if you buy, hold, and sell shares of the Fund (“Shares”). You may pay other fees, such as brokerage commissions and other fees to financial intermediaries when purchasing or selling Fund Shares, which are not reflected in the tables and examples below.

Annual Fund Operating Expenses (expenses that you pay each year as a percentage of the value of your investment):

| | |
|--------------------------------------|-------|
| Management Fees | 0.15% |
| Distribution (12b-1) Fees | None |
| Other Expenses | None |
| Total Annual Fund Operating Expenses | 0.15% |

Example

This Example is intended to help you compare the cost of investing in the Fund with the cost of investing in other funds. The Example assumes that you invest \$10,000 in the Fund for the time periods indicated and then hold or redeem all of your Shares at the end of those periods. The Example also assumes that: (1) your investment has a 5% return each year, and (2) the Fund’s operating expenses remain the same. Although your actual costs may be higher or lower, based on these assumptions your costs would be:

| <u>1 Year</u> | <u>3 Years</u> | <u>5 Years</u> | <u>10 Years</u> |
|---------------|----------------|----------------|-----------------|
| \$15 | \$48 | \$85 | \$192 |

Portfolio Turnover

The Fund pays transaction costs, such as commissions, when it buys and sells securities (or “turns over” its portfolio). A higher portfolio turnover rate may indicate higher transaction costs and may result in higher taxes when Fund Shares are held in a taxable account. These costs, which are not reflected in annual fund operating expenses or in the example, affect the Fund’s performance. Portfolio turnover may vary from year-to-year, as well as within a year. For the fiscal year ended August 31, 2025, the Fund’s portfolio turnover rate was 353% of the average value of its portfolio.

Principal Investment Strategies

The Fund is a passively-managed exchange-traded fund (“ETF”) that seeks investment results, before fees and expenses, that correspond generally to the price and yield performance of the Underlying Index. Under normal market conditions, F/m Investments LLC (the “Adviser”) seeks to achieve the Fund’s investment objective by investing at least 80% of the Fund’s net assets (plus any borrowings for investment purposes) in the component securities of the Underlying Index, provided, however, that in the event that the most recently auctioned outstanding US Treasury Bond that matures closest to, but not beyond, 20 years from the rebalancing date is not included in the Underlying Index, then the Fund will invest at least 80% of its net assets (plus any borrowings for investment purposes) in the most recently auctioned outstanding US Treasury Bond that matures closest to, but not beyond, 20 years from the rebalancing date.

The Underlying Index

The Underlying Index was established by Bloomberg Finance L.P. (the “Index Provider”) with history backfilled to January 1, 1981. It tracks the most recent or “on-the-run” (“OTR”) 20 Year US Treasury security and is rebalanced on the last day of each month. The Index Provider constructs a single hypothetical security that mirrors the terms, conditions, and pricing of the most recent US Treasury security issued by the U.S. government for the 20 Year issue. The hypothetical security is rolled to the new OTR Treasury security on the day after the treasury auction. On each day of the month, the hypothetical treasury is priced daily as per the OTR treasury security it holds.

The Underlying Index is calculated and administered by the Index Provider, which is not affiliated with the Fund or the Adviser. Additional information regarding the Underlying Index is available at <https://assets.bbhub.io/professional/sites/27/Bloomberg-Index-Publications-US-Treasury-Bellwether-Indices-20241217.pdf>.

The Fund's investment strategy is to pursue its investment objective. The Fund generally may invest up to 20% of its total assets in securities or other investments not included in the Underlying Index, but which the Adviser believes will help the Fund track the Underlying Index.

The Fund may invest in securities of other affiliated and unaffiliated exchange-traded funds (each, an "ETF") registered under the Investment Company Act of 1940, as amended (the "1940 Act"), that invest primarily in Fund eligible investments (collectively, "Underlying Funds") to the extent permitted by applicable law and subject to certain restrictions.

The Fund may also seek to increase its income by lending securities. These loans will be secured by collateral (consisting of cash, U.S. government securities, or irrevocable letters of credit) maintained in an amount equal to at least 100% of the market value, determined daily, of the loaned securities. Cash collateral received by the Fund in connection with its lending of portfolio securities will be invested in short-term investments, including money market funds.

The Fund may enter into reverse repurchase agreements in amounts not exceeding one-third of the Fund's total assets (including the amount borrowed).

The Fund has elected to be, and intends to continue to qualify each year for treatment as, a regulated investment company ("RIC") under Subchapter M of Subtitle A, Chapter 1, of the Internal Revenue Code of 1986, as amended (the "Code").

Principal Investment Risks

The value of the Fund's investments may decrease, which will cause the value of the Fund's Shares to decrease. As a result, you may lose money on your investment in the Fund, and there can be no assurance that the Fund will achieve its investment objective. The Fund's principal risks are presented in alphabetical order to facilitate finding particular risks and comparing them with other funds. Each risk summarized below is considered a "principal risk" of investing in the Fund, regardless of the order in which it appears. Different risks may be more significant at different times depending on market conditions or other factors.

- **Affiliated Fund Risk.** Affiliated fund risk is the risk that the Adviser may select investments for the Fund based on its own financial interests or other business considerations rather than the Fund's interests. The Adviser may be subject to potential conflicts of interest in selecting the Underlying Funds because the Underlying Funds pay an advisory fee to the Adviser based on their assets, the fees paid to the Adviser by some affiliated Underlying Funds may be higher than other Underlying Funds or the Underlying Funds may be in need of assets to enhance their appeal to other investors, liquidity and trading and/or to enable them to carry out their investment strategies. However, the Adviser is a fiduciary to the Fund and is legally obligated to act in the Fund's best interest when selecting Underlying Funds.
- **Concentration Risk.** The Fund may be susceptible to an increased risk of loss, including losses due to adverse events that affect the Fund's investments more than the market as a whole, to the extent that the Fund's investments are concentrated in a particular issue, issuer or issuers, country, market segment, or asset class.
- **Cyber Security Risk.** Cyber security risk is the risk of an unauthorized breach and access to the Fund's assets, Fund or customer data (including private shareholder information), or proprietary information, or the risk of an incident occurring that causes the Fund, the Adviser, custodian, transfer agent, distributor and other service providers and financial intermediaries to suffer data breaches, data corruption or lose operational functionality or prevent the Fund's investors from purchasing, redeeming or exchanging shares or receiving distributions. The use of artificial intelligence and machine learning could exacerbate these risks. The Fund and the Adviser have limited ability to prevent or mitigate cyber security incidents affecting third-party service providers, and such third-party service providers may have limited indemnification obligations to the Fund or the Adviser. Successful cyber-attacks or other cyber-failures or events affecting the Fund or its service providers may adversely impact and cause financial losses to the Fund or its shareholders. Issuers of securities in which the Fund invests are also subject to cyber security risks, and the value of these securities could decline if the issuers experience cyber-attacks or other cyber-failures.
- **Duration Risk.** Duration is a measure of the price sensitivity of a debt security or portfolio to interest rate changes. Duration risk is the risk that longer-duration debt securities will be more volatile and thus more likely to decline in price, and to a greater extent, in a rising interest rate environment than shorter-duration debt securities.

- **ETF Risk.** The Fund is an ETF, and, as a result of an ETF's structure, it is exposed to the following risks:
 - *Authorized Participants, Market Makers and Liquidity Providers Concentration Risk.* Only an authorized participant ("AP") may engage in creation or redemption transactions directly with the Fund. The Fund has a limited number of financial institutions that are institutional investors and may act as APs. In addition, there may be a limited number of market makers and/or liquidity providers in the marketplace. To the extent either of the following events occur, Fund Shares may trade at a material discount to net asset value ("NAV") and possibly face delisting: (i) APs exit the business or otherwise become unable to process creation and/or redemption orders and no other APs step forward to perform these services, or (ii) market makers and/or liquidity providers exit the business or significantly reduce their business activities and no other entities step forward to perform their functions. These events, among others, may lead to the Fund Shares trading at a premium or discount to NAV. Thus, you may pay more (or less) than the NAV when you buy Shares of the Fund in the secondary market, and you may receive less (or more) than NAV when you sell those Shares in the secondary market. A diminished market for an ETF's shares substantially increases the risk that a shareholder may pay considerably more or receive significantly less than the underlying value of the ETF shares bought or sold. In periods of market volatility, APs, market makers and/or liquidity providers may be less willing to transact in Fund Shares.
 - *Secondary Market Trading Risk.* Although Shares are listed on a national securities exchange, The Nasdaq Stock Market, LLC (the "Exchange"), and may be traded on U.S. exchanges other than the Exchange, there can be no assurance that an active or liquid trading market for them will develop or be maintained. In addition, trading in Shares on the Exchange may be halted. During periods of market stress, there may be times when the market price of Shares is more than the NAV intra-day (premium) or less than the NAV intra-day (discount). This risk is heightened in times of market volatility or periods of steep market declines.
 - *Shares May Trade at Prices Other Than NAV Risk.* As with all ETFs, Shares may be bought and sold in the secondary market at market prices. Although it is expected that the market price of Shares will approximate the Fund's NAV, there may be times when the market price of Shares is more than the NAV intra-day (premium) or less than the NAV intra-day (discount). This risk is heightened in times of market volatility or periods of steep market declines.
- **Fixed-Income Market Risk.** The market value of a fixed-income security may decline due to general market conditions that are not specifically related to a particular issuer, such as real or perceived adverse economic conditions, changes in the outlook for corporate earnings, changes in interest or currency rates or adverse investor sentiment generally. The fixed-income securities market can be susceptible to increases in volatility and decreases in liquidity. Liquidity can decline unpredictably in response to overall economic conditions or credit tightening. Increases in volatility and decreases in liquidity may be caused by a rise in interest rates (or the expectation of a rise in interest rates). An unexpected increase in Fund redemption requests, including requests from shareholders who may own a significant percentage of the Fund's Shares, which may be triggered by market turmoil or an increase in interest rates, could cause the Fund to sell its holdings at a loss or at undesirable prices and adversely affect the Fund's share price and increase the Fund's liquidity risk, Fund expenses and/or taxable distributions.
- **High Portfolio Turnover Risk.** In seeking to track the Underlying Index, the Fund may incur relatively high portfolio turnover. The active and frequent trading of the Fund's portfolio securities may result in increased transaction costs to the Fund, including brokerage commissions, dealer mark-ups and other transaction costs, which could reduce the Fund's return.
- **Income Risk.** The Fund's income may decline if interest rates fall. This decline in income can occur because the Fund may subsequently invest in lower yielding bonds as bonds in its portfolio mature, are near maturity or are called, bonds in the Underlying Index are substituted, or the Fund otherwise needs to purchase additional bonds.
- **Index-Related Risk.** There is no guarantee that the Fund's investment results will have a high degree of correlation to those of the Underlying Index or that the Fund will achieve its investment objective. Market disruptions and regulatory restrictions could have an adverse effect on the Fund's ability to adjust its exposure to the required levels in order to track the Underlying Index. Errors in index data, index computations or the construction of the Underlying Index in accordance with its methodology may occur from time to time and may not be identified and corrected by the Index Provider for a period of time or at all, which may have an adverse impact on the Fund and its shareholders. Unusual market conditions may cause the Index Provider to postpone a scheduled rebalance, which could cause the Underlying Index to vary from its normal or expected composition.
- **Interest Rate Risk.** Interest rate risk is the risk of losses attributable to changes in interest rates. In general, if prevailing interest rates rise, the values of debt instruments tend to fall, and if interest rates fall, the values of debt instruments tend to rise. Changes in the value of a debt instrument usually will not affect the amount of income the Fund receives from it but

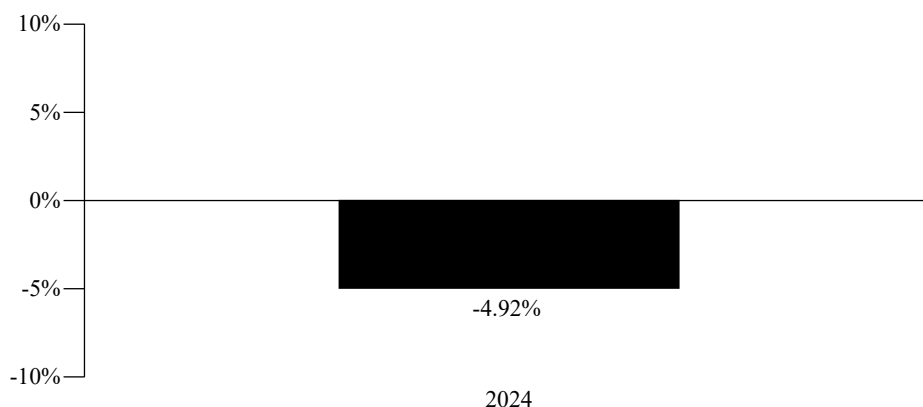
will generally affect the value of your investment in the Fund. Changes in interest rates may also affect the liquidity of the Fund's investments in debt instruments. In general, the longer the maturity or duration of a debt instrument, the greater its sensitivity to changes in interest rates. Interest rate declines also may increase prepayments of debt obligations, which, in turn, would increase prepayment risk. Very low or negative interest rates may impact the Fund's yield and may increase the risk that, if followed by rising interest rates, the Fund's performance will be negatively impacted. The Fund is subject to the risk that the income generated by its investments may not keep pace with inflation. Actions by governments and central banking authorities can result in increases or decreases in interest rates. Such actions may negatively affect the value of debt instruments held by the Fund, resulting in a negative impact on the Fund's performance and NAV. Any interest rate increases could cause the value of the Fund's investments in debt instruments to decrease. Rising interest rates may prompt redemptions from the Fund, which may force the Fund to sell investments at a time when it is not advantageous to do so, which could result in losses.

- **Market Risk.** The trading prices of securities and other instruments fluctuate in response to a variety of factors. The Fund's NAV and market price may fluctuate significantly in response to these and other factors including economic, political, financial, public health crises (such as epidemics or pandemics) or other disruptive events (whether real, expected or perceived) in the U.S. and global markets. As a result, an investor could lose money over short or long periods of time.
- **Operational Risk.** The Fund is exposed to operational risks arising from a number of factors, including, but not limited to, human error, processing and communication errors, errors of the Fund's service providers, counterparties, or other third parties, failed or inadequate processes or technology or systems failures. The Fund and the Adviser seek to reduce these operational risks through controls and procedures. However, these measures do not address every possible risk and may be inadequate to address significant operational risks.
- **Passive Investment Risk.** The Fund is not actively managed and may be affected by a general decline in market segments related to the Underlying Index. The Fund invests in securities included in, or representative of, the Underlying Index, regardless of their investment merits. The Fund generally does not attempt to invest the Fund's assets in defensive positions under any market conditions, including declining markets.
- **Reinvestment Risk.** Reinvestment risk is the risk that income from the Fund's portfolio will decline if and when the Fund reinvests the proceeds from the disposition of its portfolio securities at market interest rates that are below the portfolio's current earnings rate. A decline in income could negatively affect the market price of the Shares.
- **Reverse Repurchase Agreements Risk.** Reverse repurchase agreements are a form of secured borrowing and subject the Fund to the risks associated with leverage, including exposure to potential gains and losses in excess of the amount invested, resulting in an increase in the speculative character of the Fund's outstanding shares. Reverse repurchase agreements involve the risk that the investment return earned by the Fund (from the investment of the proceeds) will be less than the interest expense of the transaction, that the market value of the securities sold by the Fund will decline below the price the Fund is obligated to pay to repurchase the securities, and that the other party may fail to return the securities in a timely manner or at all.
- **Risk of Investing in the United States.** Certain changes in the United States economy, such as when the economy weakens or when its financial markets decline, may have an adverse effect on the securities to which the Fund has exposure.
- **Securities Lending Risk.** The Fund may lend portfolio securities to institutions, such as certain broker dealers. The Fund may experience a loss or delay in the recovery of its securities if the borrowing institution breaches its agreement with the Fund.
- **Tracking Error Risk.** The Fund may be subject to tracking error, which is the divergence of the Fund's performance from that of the Underlying Index. Tracking error may occur because of differences between the securities and other instruments held in the Fund's portfolio and those included in the Underlying Index, pricing differences, transaction costs incurred by the Fund, the Fund's holding of uninvested cash, differences in timing of the accrual of or the valuation of distributions, the requirements to maintain pass-through tax treatment, portfolio transactions carried out to minimize the distribution of capital gains to shareholders, acceptance of custom baskets, changes to the Underlying Index or the costs to the Fund of complying with various new or existing regulatory requirements. This risk may be heightened during times of increased market volatility or other unusual market conditions. Tracking error also may result because the Fund incurs fees and expenses, while the Underlying Index does not.

- **U.S. Government Obligations Risk.** While U.S. Treasury obligations are backed by the “full faith and credit” of the U.S. government, such securities are nonetheless subject to credit risk (i.e., the risk that the U.S. government may be, or be perceived to be, unable or unwilling to honor its financial obligations, such as making payments). Securities issued or guaranteed by federal agencies or authorities and U.S. government-sponsored instrumentalities or enterprises may or may not be backed by the full faith and credit of the U.S. government.

Performance Information: The bar chart and performance table illustrate the risks and volatility of an investment in the Fund. The bar chart shows the performance of the Fund for one year. The table illustrates how the Fund’s average annual total returns for the one-year and since-inception periods compare with those of a broad measure of market performance and another benchmark with similar portfolio characteristics to the Fund. Past performance, both before and after taxes, does not necessarily indicate how the Fund will perform in the future. Updated performance information is available online at www.fminvest.com.

Total Returns for the Calendar Year Ended December 31



Best Quarter: 7.16% in the quarter ended September 30, 2024
Worst Quarter: -7.75% in the quarter ended December 31, 2024

The Fund’s year-to-date total return for the three months ended September 30, 2025 was 5.11%.

PERFORMANCE TABLE

(Average annual total returns for the periods ended December 31, 2024)

| F/m UST 20Y Bond Fund | 1 Year | Since Inception March 27, 2023 |
|---|---------------|---|
| Return Before Taxes | -4.97% | -3.83% |
| Return After Taxes on Distributions | -6.63% | -5.44% |
| Return After Taxes on Distributions and Sale of Fund Shares | -2.91% | -3.55% |
| Bloomberg US Treasury Bellwether 20Y Total Return USD Unhedged Index (I39156US) (reflects no deduction for fees, expenses or taxes) | -5.18% | -3.67% |
| ICE BofA Current 20-Year US Treasury Index (reflects no deduction for fees, expenses or taxes) | -5.07% | -3.89% |
| ICE US Treasury Code Bond Index (reflects no deduction for fees, expenses or taxes) | 0.70% | 1.11% |

After-tax returns are calculated using the historical highest individual federal marginal income tax rates and do not reflect the impact of state and local taxes. In certain cases, the figure representing “Return after Taxes on Distributions and Sale of Fund Shares” may be higher than the other return figures for the same period, since a higher after-tax return results when a capital loss occurs upon redemption and provides an assumed tax deduction that benefits the investor. Actual after-tax returns depend on an investor’s tax situation and may differ from those shown, and after-tax returns shown are not relevant to investors who hold their Fund Shares through tax-deferred arrangements, such as 401(k) plans or individual retirement accounts.

Management

Investment Adviser

F/m Investments LLC serves as the investment adviser.

Portfolio Managers

| Team Member | Primary Titles | Start Date with the F/m UST 20Y Bond Fund |
|------------------|--|---|
| Peter Baden | Managing Director, Director of Fixed Income Strategy | in March 2023 |
| Alexander Morris | Chief Executive Officer | in March 2023 |
| Marcin Zdunek | Managing Director, Head of Capital Markets and Portfolio Manager | in March 2023 |

Purchase and Sale of F/m UST 20 Year Bond Fund Shares

Shares are listed the Exchange, and investors can only buy and sell Shares through brokers or dealers at market prices, rather than NAV. Because Shares trade at market prices rather than NAV, Shares may trade at a price greater than NAV (premium) or less than NAV (discount). An investor may incur costs attributable to the difference between the highest price a buyer is willing to pay to purchase Shares (bid) and the lowest price a seller is willing to accept for Shares (ask) when buying or selling Shares in the secondary market (the “bid-ask spread”). Recent information, including information on the Fund’s NAV, market price, premiums and discounts, and bid-ask spreads, is provided at www.fminvest.com.

The Fund issues and redeems Shares at NAV only in large blocks known as “Creation Units,” which only APs (typically, broker-dealers) may purchase or redeem. The Fund generally issues and redeems Creation Units in exchange for a portfolio of securities closely approximating the holdings of the Fund (the “Deposit Securities”) and/or a designated amount of U.S. cash.

Tax Information

The Fund distributions are generally taxable as ordinary income, qualified dividend income, or capital gains (or a combination), unless your investment is made through an individual retirement account (“IRA”) or other tax-advantaged account. Distributions on investments made through tax-deferred arrangements may be taxed later upon withdrawal of assets from those accounts. Certain states and localities may exempt distributions from tax when attributable to interest from U.S. federal government obligations. Please consult your personal tax advisor.

Financial Intermediary Compensation

If you purchase Shares through a broker-dealer or other financial intermediary (such as a bank) (an “Intermediary”), the Fund’s Adviser or its affiliates may pay Intermediaries for certain activities related to the Fund, including participation in activities that are designed to make Intermediaries more knowledgeable about exchange traded products, including the Fund, or for other activities, such as marketing, educational training or other initiatives related to the sale or promotion of Shares. These payments may create a conflict of interest by influencing the Intermediary and your salesperson to recommend the Fund over another investment. Any such arrangements do not result in increased Fund expenses. Ask your salesperson or visit the Intermediary’s website for more information.

SUMMARY SECTION – F/m US Treasury 10 Year Note ETF

Investment Objective

The investment objective of the F/m US Treasury 10 Year Note ETF (the “F/m UST 10Y Note Fund” or the “Fund”) is to seek investment results that correspond (before fees and expenses) generally to the price and yield performance of the Bloomberg US Treasury Bellwether 10Y Total Return USD Unhedged Index (I00093US) (the “Underlying Index”).

Fees and Expenses

This table describes the fees and expenses that you may pay if you buy, hold, and sell shares of the Fund (“Shares”). You may pay other fees, such as brokerage commissions and other fees to financial intermediaries when purchasing or selling Fund Shares, which are not reflected in the tables and examples below.

Annual Fund Operating Expenses (expenses that you pay each year as a percentage of the value of your investment):

| | |
|--------------------------------------|-------|
| Management Fees | 0.15% |
| Distribution (12b-1) Fees | None |
| Other Expenses | None |
| Total Annual Fund Operating Expenses | 0.15% |

Example

This Example is intended to help you compare the cost of investing in the Fund with the cost of investing in other funds. The Example assumes that you invest \$10,000 in the Fund for the time periods indicated and then hold or redeem all of your Shares at the end of those periods. The Example also assumes that: (1) your investment has a 5% return each year, and (2) the Fund’s operating expenses remain the same. Although your actual costs may be higher or lower, based on these assumptions your costs would be:

| <u>1 Year</u> | <u>3 Years</u> | <u>5 Years</u> | <u>10 Years</u> |
|---------------|----------------|----------------|-----------------|
| \$15 | \$48 | \$85 | \$192 |

Portfolio Turnover

The Fund pays transaction costs, such as commissions, when it buys and sells securities (or “turns over” its portfolio). A higher portfolio turnover rate may indicate higher transaction costs and may result in higher taxes when Fund Shares are held in a taxable account. These costs, which are not reflected in annual fund operating expenses or in the example, affect the Fund’s performance. Portfolio turnover rates may vary from year-to-year, as well as within a year. For the fiscal year ended August 31, 2025, the Fund’s portfolio turnover rate was 402% of the average value of its portfolio.

Principal Investment Strategies

The Fund is a passively-managed exchange-traded fund (“ETF”) that seeks investment results, before fees and expenses, that correspond generally to the price and yield performance of the Underlying Index. Under normal market conditions, F/m Investments LLC (the “Adviser”) seeks to achieve the Fund’s investment objective by investing at least 80% of the Fund’s net assets (plus any borrowings for investment purposes) in the component securities of the Underlying Index, provided, however, that in the event that the most recently auctioned outstanding US Treasury Note that matures closest to, but not beyond, 10 years from the rebalancing date is not included in the Underlying Index, then the Fund will invest at least 80% of its net assets (plus any borrowings for investment purposes) in the most recently auctioned outstanding US Treasury Note that matures closest to, but not beyond, 10 years from the rebalancing date.

The Underlying Index

The Underlying Index was established by Bloomberg Finance L.P. (the “Index Provider”) with history backfilled to January 1, 1981. It tracks the most recent or “on-the-run” (“OTR”) 10 Year US Treasury security and is rebalanced on the last day of each month. The Index Provider constructs a single hypothetical security that mirrors the terms, conditions, and pricing of the most recent US Treasury security issued by the U.S. government for the 10 Year issue. The hypothetical security is rolled to the new OTR Treasury security on the day after the treasury auction. On each day of the month, the hypothetical treasury is priced daily as per the OTR Treasury security it holds.

The Underlying Index is calculated and administered by the Index Provider, which is not affiliated with the Fund or the Adviser. Additional information regarding the Underlying Index is available at <https://assets.bbhub.io/professional/sites/27/Bloomberg-Index-Publications-US-Treasury-Bellwether-Indices-20241217.pdf>.

The Fund's investment strategy is to pursue its investment objective. The Fund generally may invest up to 20% of its total assets in securities or other investments not included in the Underlying Index, but which the Adviser believes will help the Fund track the Underlying Index.

The Fund may invest in securities of other affiliated and unaffiliated exchange-traded funds (each, an "ETF") registered under the Investment Company Act of 1940, as amended (the "1940 Act"), that invest primarily in Fund eligible investments (collectively, "Underlying Funds") to the extent permitted by applicable law and subject to certain restrictions.

The Fund may also seek to increase its income by lending securities. These loans will be secured by collateral (consisting of cash, U.S. government securities, or irrevocable letters of credit) maintained in an amount equal to at least 100% of the market value, determined daily, of the loaned securities. Cash collateral received by the Fund in connection with its lending of portfolio securities will be invested in short-term investments, including money market funds.

The Fund may enter into reverse repurchase agreements in amounts not exceeding one-third of the Fund's total assets (including the amount borrowed).

The Fund has elected to be, and intends to continue to qualify each year for treatment as, a regulated investment company ("RIC") under Subchapter M of Subtitle A, Chapter 1, of the Internal Revenue Code of 1986, as amended (the "Code").

Principal Investment Risks

The value of the Fund's investments may decrease, which will cause the value of the Fund's Shares to decrease. As a result, you may lose money on your investment in the Fund, and there can be no assurance that the Fund will achieve its investment objective. The Fund's principal risks are presented in alphabetical order to facilitate finding particular risks and comparing them with other funds. Each risk summarized below is considered a "principal risk" of investing in the Fund, regardless of the order in which it appears. Different risks may be more significant at different times depending on market conditions or other factors.

- **Affiliated Fund Risk.** Affiliated fund risk is the risk that the Adviser may select investments for the Fund based on its own financial interests or other business considerations rather than the Fund's interests. The Adviser may be subject to potential conflicts of interest in selecting the Underlying Funds because the Underlying Funds pay an advisory fee to the Adviser based on their assets, the fees paid to the Adviser by some affiliated Underlying Funds may be higher than other Underlying Funds or the Underlying Funds may be in need of assets to enhance their appeal to other investors, liquidity and trading and/or to enable them to carry out their investment strategies. However, the Adviser is a fiduciary to the Fund and is legally obligated to act in the Fund's best interest when selecting Underlying Funds.
- **Concentration Risk.** The Fund may be susceptible to an increased risk of loss, including losses due to adverse events that affect the Fund's investments more than the market as a whole, to the extent that the Fund's investments are concentrated in a particular issue, issuer or issuers, country, market segment, or asset class.
- **Cyber Security Risk.** Cyber security risk is the risk of an unauthorized breach and access to the Fund's assets, Fund or customer data (including private shareholder information), or proprietary information, or the risk of an incident occurring that causes the Fund, the Adviser, custodian, transfer agent, distributor and other service providers and financial intermediaries to suffer data breaches, data corruption or lose operational functionality or prevent the Fund's investors from purchasing, redeeming or exchanging shares or receiving distributions. The use of artificial intelligence and machine learning could exacerbate these risks. The Fund and the Adviser have limited ability to prevent or mitigate cyber security incidents affecting third-party service providers, and such third-party service providers may have limited indemnification obligations to the Fund or the Adviser. Successful cyber-attacks or other cyber-failures or events affecting the Fund or its service providers may adversely impact and cause financial losses to the Fund or its shareholders. Issuers of securities in which the Fund invests are also subject to cyber security risks, and the value of these securities could decline if the issuers experience cyber-attacks or other cyber-failures.
- **Duration Risk.** Duration is a measure of the price sensitivity of a debt security or portfolio to interest rate changes. Duration risk is the risk that longer-duration debt securities will be more volatile and thus more likely to decline in price, and to a greater extent, in a rising interest rate environment than shorter-duration debt securities.

- **ETF Risk.** The Fund is an ETF, and, as a result of an ETF's structure, it is exposed to the following risks:
 - *Authorized Participants, Market Makers and Liquidity Providers Concentration Risk.* Only an authorized participant ("AP") may engage in creation or redemption transactions directly with the Fund. The Fund has a limited number of financial institutions that are institutional investors and may act as APs. In addition, there may be a limited number of market makers and/or liquidity providers in the marketplace. To the extent either of the following events occur, Fund Shares may trade at a material discount to net asset value ("NAV") and possibly face delisting: (i) APs exit the business or otherwise become unable to process creation and/or redemption orders and no other APs step forward to perform these services, or (ii) market makers and/or liquidity providers exit the business or significantly reduce their business activities and no other entities step forward to perform their functions. These events, among others, may lead to the Fund Shares trading at a premium or discount to NAV. Thus, you may pay more (or less) than the NAV when you buy Shares of the Fund in the secondary market, and you may receive less (or more) than NAV when you sell those Shares in the secondary market. A diminished market for an ETF's shares substantially increases the risk that a shareholder may pay considerably more or receive significantly less than the underlying value of the ETF shares bought or sold. In periods of market volatility, APs, market makers and/or liquidity providers may be less willing to transact in Fund Shares.
 - *Secondary Market Trading Risk.* Although Shares are listed on a national securities exchange, The Nasdaq Stock Market, LLC (the "Exchange"), and may be traded on U.S. exchanges other than the Exchange, there can be no assurance that an active or liquid trading market for them will develop or be maintained. In addition, trading in Shares on the Exchange may be halted. During periods of market stress, there may be times when the market price of Shares is more than the NAV intra-day (premium) or less than the NAV intra-day (discount). This risk is heightened in times of market volatility or periods of steep market declines.
 - *Shares May Trade at Prices Other Than NAV Risk.* As with all ETFs, Shares may be bought and sold in the secondary market at market prices. Although it is expected that the market price of Shares will approximate the Fund's NAV, there may be times when the market price of Shares is more than the NAV intra-day (premium) or less than the NAV intra-day (discount). This risk is heightened in times of market volatility or periods of steep market declines.
- **Fixed-Income Market Risk.** The market value of a fixed-income security may decline due to general market conditions that are not specifically related to a particular issuer, such as real or perceived adverse economic conditions, changes in the outlook for corporate earnings, changes in interest or currency rates or adverse investor sentiment generally. The fixed-income securities market can be susceptible to increases in volatility and decreases in liquidity. Liquidity can decline unpredictably in response to overall economic conditions or credit tightening. Increases in volatility and decreases in liquidity may be caused by a rise in interest rates (or the expectation of a rise in interest rates). An unexpected increase in Fund redemption requests, including requests from shareholders who may own a significant percentage of the fund's shares, which may be triggered by market turmoil or an increase in interest rates, could cause the Fund to sell its holdings at a loss or at undesirable prices and adversely affect the Fund's share price and increase the Fund's liquidity risk, Fund expenses and/or taxable distributions.
- **High Portfolio Turnover Risk.** In seeking to track the Underlying Index, the Fund may incur relatively high portfolio turnover. The active and frequent trading of the Fund's portfolio securities may result in increased transaction costs to the Fund, including brokerage commissions, dealer mark-ups and other transaction costs, which could reduce the Fund's return.
- **Income Risk.** The Fund's income may decline if interest rates fall. This decline in income can occur because the Fund may subsequently invest in lower yielding bonds as bonds in its portfolio mature, are near maturity or are called, bonds in the Underlying Index are substituted, or the Fund otherwise needs to purchase additional bonds.
- **Index-Related Risk.** There is no guarantee that the Fund's investment results will have a high degree of correlation to those of the Underlying Index or that the Fund will achieve its investment objective. Market disruptions and regulatory restrictions could have an adverse effect on the Fund's ability to adjust its exposure to the required levels in order to track the Underlying Index. Errors in index data, index computations or the construction of the Underlying Index in accordance with its methodology may occur from time to time and may not be identified and corrected by the Index Provider for a period of time or at all, which may have an adverse impact on the Fund and its shareholders. Unusual market conditions may cause the Index Provider to postpone a scheduled rebalance, which could cause the Underlying Index to vary from its normal or expected composition.
- **Interest Rate Risk.** Interest rate risk is the risk of losses attributable to changes in interest rates. In general, if prevailing interest rates rise, the values of debt instruments tend to fall, and if interest rates fall, the values of debt instruments tend to rise. Changes in the value of a debt instrument usually will not affect the amount of income the Fund receives from it but

will generally affect the value of your investment in the Fund. Changes in interest rates may also affect the liquidity of the Fund's investments in debt instruments. In general, the longer the maturity or duration of a debt instrument, the greater its sensitivity to changes in interest rates. Interest rate declines also may increase prepayments of debt obligations, which, in turn, would increase prepayment risk. Very low or negative interest rates may impact the Fund's yield and may increase the risk that, if followed by rising interest rates, the Fund's performance will be negatively impacted. The Fund is subject to the risk that the income generated by its investments may not keep pace with inflation. Actions by governments and central banking authorities can result in increases or decreases in interest rates. Such actions may negatively affect the value of debt instruments held by the Fund, resulting in a negative impact on the Fund's performance and NAV. Any interest rate increases could cause the value of the Fund's investments in debt instruments to decrease. Rising interest rates may prompt redemptions from the Fund, which may force the Fund to sell investments at a time when it is not advantageous to do so, which could result in losses.

- **Market Risk.** The trading prices of securities and other instruments fluctuate in response to a variety of factors. The Fund's NAV and market price may fluctuate significantly in response to these and other factors including economic, political, financial, public health crises (such as epidemics or pandemics) or other disruptive events (whether real, expected or perceived) in the U.S. and global markets. As a result, an investor could lose money over short or long periods of time.
- **Operational Risk.** The Fund is exposed to operational risks arising from a number of factors, including, but not limited to, human error, processing and communication errors, errors of the Fund's service providers, counterparties, or other third parties, failed or inadequate processes or technology or systems failures. The Fund and the Adviser seek to reduce these operational risks through controls and procedures. However, these measures do not address every possible risk and may be inadequate to address significant operational risks.
- **Passive Investment Risk.** The Fund is not actively managed and may be affected by a general decline in market segments related to the Underlying Index. The Fund invests in securities included in, or representative of, the Underlying Index, regardless of their investment merits. The Fund generally does not attempt to invest the Fund's assets in defensive positions under any market conditions, including declining markets.
- **Reinvestment Risk.** Reinvestment risk is the risk that income from the Fund's portfolio will decline if and when the Fund reinvests the proceeds from the disposition of its portfolio securities at market interest rates that are below the portfolio's current earnings rate. A decline in income could negatively affect the market price of the Shares.
- **Reverse Repurchase Agreements Risk.** Reverse repurchase agreements are a form of secured borrowing and subject the Fund to the risks associated with leverage, including exposure to potential gains and losses in excess of the amount invested, resulting in an increase in the speculative character of the Fund's outstanding shares. Reverse repurchase agreements involve the risk that the investment return earned by the Fund (from the investment of the proceeds) will be less than the interest expense of the transaction, that the market value of the securities sold by the Fund will decline below the price the Fund is obligated to pay to repurchase the securities, and that the other party may fail to return the securities in a timely manner or at all.
- **Risk of Investing in the United States.** Certain changes in the United States economy, such as when the economy weakens or when its financial markets decline, may have an adverse effect on the securities to which the Fund has exposure.
- **Securities Lending Risk.** The Fund may lend portfolio securities to institutions, such as certain broker dealers. The Fund may experience a loss or delay in the recovery of its securities if the borrowing institution breaches its agreement with the Fund.
- **Tracking Error Risk.** The Fund may be subject to tracking error, which is the divergence of the Fund's performance from that of the Underlying Index. Tracking error may occur because of differences between the securities and other instruments held in the Fund's portfolio and those included in the Underlying Index, pricing differences, transaction costs incurred by the Fund, the Fund's holding of uninvested cash, differences in timing of the accrual of or the valuation of distributions, the requirements to maintain pass-through tax treatment, portfolio transactions carried out to minimize the distribution of capital gains to shareholders, acceptance of custom baskets, changes to the Underlying Index or the costs to the Fund of complying with various new or existing regulatory requirements. This risk may be heightened during times of increased market volatility or other unusual market conditions. Tracking error also may result because the Fund incurs fees and expenses, while the Underlying Index does not.

- **U.S. Government Obligations Risk.** While U.S. Treasury obligations are backed by the “full faith and credit” of the U.S. government, such securities are nonetheless subject to credit risk (i.e., the risk that the U.S. government may be, or be perceived to be, unable or unwilling to honor its financial obligations, such as making payments). Securities issued or guaranteed by federal agencies or authorities and U.S. government-sponsored instrumentalities or enterprises may or may not be backed by the full faith and credit of the U.S. government.

Performance Information: The bar chart and performance table illustrate the risks and volatility of an investment in the Fund. The bar chart shows the performance of the Fund from year to year. The table illustrates how the Fund’s average annual total returns for the one-year and since-inception periods compare with those of a broad measure of market performance and another benchmark with similar portfolio characteristics to the Fund. Past performance, both before and after taxes, does not necessarily indicate how the Fund will perform in the future. Updated performance information is available online at www.fminvest.com.

Total Returns for the Calendar Years Ended December 31



Best Quarter: 6.58% in the quarter ended December 31, 2023
Worst Quarter: -5.20% in the quarter ended December 31, 2024

The Fund’s year-to-date total return for the three months ended September 30, 2025 was 6.94%.

PERFORMANCE TABLE

(Average annual total returns for the periods ended December 31, 2024)

| F/m UST 10Y Note Fund | 1 Year | Since Inception, August 8, 2022 |
|---|---------------|--|
| Return Before Taxes | -1.76% | -2.87% |
| Return After Taxes on Distributions | -3.35% | -4.33% |
| Return After Taxes on Distributions and Sale of Fund Shares | -1.03% | -2.75% |
| Bloomberg US Treasury Bellwether 10Y Total Return USD Unhedged Index (I00093US) (reflects no deduction for fees, expenses or taxes) | -1.73% | -2.60% |
| ICE BofA Current 10-Year US Treasury Total Return Index (reflects no deduction for fees, expenses or taxes) | -1.69% | -2.77% |
| ICE US Treasury Code Bond Index (reflects no deduction for fees, expenses or taxes) | 0.70% | -0.14% |

After-tax returns are calculated using the historical highest individual federal marginal income tax rates and do not reflect the impact of state and local taxes. In certain cases, the figure representing “Return after Taxes on Distributions and Sale of Fund Shares” may be higher than the other return figures for the same period, since a higher after-tax return results when a capital loss occurs upon redemption and provides an assumed tax deduction that benefits the investor. Actual after-tax returns depend on an investor’s tax situation and may differ from those shown, and after-tax returns shown are not relevant to investors who hold their Fund Shares through tax-deferred arrangements, such as 401(k) plans or individual retirement accounts.

Management

Investment Adviser

F/m Investments LLC serves as the investment adviser.

Portfolio Managers

| Team Member | Primary Titles | Start Date with the F/m UST 10Y Note Fund |
|------------------|--|---|
| Peter Baden | Managing Director, Director of Fixed Income Strategy | Inception in August 2022 |
| Alexander Morris | Chief Executive Officer | Inception in August 2022 |
| Marcin Zdunek | Managing Director, Head of Capital Markets and Portfolio Manager | in December 2022 |

Purchase and Sale of F/m UST 10Y Note Fund Shares

Shares are listed on the Exchange, and investors can only buy and sell Shares through brokers or dealers at market prices, rather than NAV. Because Shares trade at market prices rather than NAV, Shares may trade at a price greater than NAV (premium) or less than NAV (discount). An investor may incur costs attributable to the difference between the highest price a buyer is willing to pay to purchase Shares (bid) and the lowest price a seller is willing to accept for Shares (ask) when buying or selling Shares in the secondary market (the “bid-ask spread”). Recent information, including information on the Fund’s NAV, market price, premiums and discounts, and bid-ask spreads, is available at www.fminvest.com.

The Fund issues and redeems Shares at NAV only in large blocks known as “Creation Units,” which only APs (typically, broker-dealers) may purchase or redeem. The Fund generally issues and redeems Creation Units in exchange for a portfolio of securities closely approximating the holdings of the Fund (the “Deposit Securities”) and/or a designated amount of U.S. cash.

Tax Information

The Fund distributions are generally taxable as ordinary income, qualified dividend income, or capital gains (or a combination), unless your investment is made through an individual retirement account (“IRA”) or other tax-advantaged account. Distributions on investments made through tax-deferred arrangements may be taxed later upon withdrawal of assets from those accounts. Certain states and localities may exempt distributions from tax when attributable to interest from U.S. federal government obligations. Please consult your personal tax advisor.

Financial Intermediary Compensation

If you purchase Shares through a broker-dealer or other financial intermediary (such as a bank) (an “Intermediary”), the Fund’s Adviser or its affiliates may pay Intermediaries for certain activities related to the Fund, including participation in activities that are designed to make Intermediaries more knowledgeable about exchange traded products, including the Fund, or for other activities, such as marketing, educational training or other initiatives related to the sale or promotion of Shares. These payments may create a conflict of interest by influencing the Intermediary and your salesperson to recommend the Fund over another investment. Any such arrangements do not result in increased Fund expenses. Ask your salesperson or visit the Intermediary’s website for more information.

SUMMARY SECTION – F/m US Treasury 7 Year Note ETF

Investment Objective

The investment objective of the F/m US Treasury 7 Year Note ETF (the “F/m UST 7Y Note Fund” or the “Fund”) is to seek investment results that correspond (before fees and expenses) generally to the price and yield performance of the Bloomberg US Treasury Bellwether 7Y Total Return USD Unhedged Index (I39160US) (the “Underlying Index”).

Fees and Expenses

This table describes the fees and expenses that you may pay if you buy, hold, and sell shares of the Fund (“Shares”). You may pay other fees, such as brokerage commissions and other fees to financial intermediaries when purchasing or selling Fund Shares, which are not reflected in the tables and examples below.

Annual Fund Operating Expenses (expenses that you pay each year as a percentage of the value of your investment):

| | |
|--------------------------------------|-------|
| Management Fees | 0.15% |
| Distribution (12b-1) Fees | None |
| Other Expenses | None |
| Total Annual Fund Operating Expenses | 0.15% |

Example

This Example is intended to help you compare the cost of investing in the Fund with the cost of investing in other funds. The Example assumes that you invest \$10,000 in the Fund for the time periods indicated and then hold or redeem all of your Shares at the end of those periods. The Example also assumes that: (1) your investment has a 5% return each year, and (2) the Fund’s operating expenses remain the same. Although your actual costs may be higher or lower, based on these assumptions your costs would be:

| <u>1 Year</u> | <u>3 Years</u> | <u>5 Years</u> | <u>10 Years</u> |
|---------------|----------------|----------------|-----------------|
| \$15 | \$48 | \$85 | \$192 |

Portfolio Turnover

The Fund pays transaction costs, such as commissions, when it buys and sells securities (or “turns over” its portfolio). A higher portfolio turnover rate may indicate higher transaction costs and may result in higher taxes when Fund Shares are held in a taxable account. These costs, which are not reflected in annual fund operating expenses or in the example, affect the Fund’s performance. Portfolio turnover rates may vary from year-to-year, as well as within a year. For the fiscal year ended August 31, 2025, the Fund’s portfolio turnover rate was 1,122% of the average value of its portfolio.

Principal Investment Strategies

The Fund is a passively-managed exchange-traded fund (“ETF”) that seeks investment results, before fees and expenses, that correspond generally to the price and yield performance of the Underlying Index. Under normal market conditions, F/m Investments LLC (the “Adviser”) seeks to achieve the Fund’s investment objective by investing at least 80% of the Fund’s net assets (plus any borrowings for investment purposes) in the component securities of the Underlying Index, provided, however, that in the event that the most recently auctioned outstanding US Treasury Note that matures closest to, but not beyond, 7 years from the rebalancing date is not included in the Underlying Index, then the Fund will invest at least 80% of its net assets (plus any borrowings for investment purposes) in the most recently auctioned outstanding US Treasury Note that matures closest to, but not beyond, 7 years from the rebalancing date.

The Underlying Index

The Underlying Index was established by Bloomberg Finance L.P. (the “Index Provider”) with history backfilled to January 1, 1981. It tracks the most recent or “on-the-run” (“OTR”) 7 Year US Treasury security and is rebalanced on the last day of each month. The Index Provider constructs a single hypothetical security that mirrors the terms, conditions, and pricing of the most recent US Treasury security issued by the U.S. government for the 7 Year issue. The hypothetical security is rolled to the new OTR Treasury security on the day after the treasury auction. On each day of the month, the hypothetical treasury is priced daily as per the OTR Treasury security it holds.

The Underlying Index is calculated and administered by the Index Provider, which is not affiliated with the Fund or the Adviser. Additional information regarding the Underlying Index is available at <https://assets.bbhub.io/professional/sites/27/Bloomberg-Index-Publications-US-Treasury-Bellwether-Indices-20241217.pdf>.

The Fund's investment strategy is to pursue its investment objective. The Fund generally may invest up to 20% of its total assets in securities or other investments not included in the Underlying Index, but which the Adviser believes will help the Fund track the Underlying Index.

The Fund may invest in securities of other affiliated and unaffiliated exchange-traded funds (each, an "ETF") registered under the Investment Company Act of 1940, as amended (the "1940 Act"), that invest primarily in Fund eligible investments (collectively, "Underlying Funds") to the extent permitted by applicable law and subject to certain restrictions.

The Fund may also seek to increase its income by lending securities. These loans will be secured by collateral (consisting of cash, U.S. government securities, or irrevocable letters of credit) maintained in an amount equal to at least 100% of the market value, determined daily, of the loaned securities. Cash collateral received by the Fund in connection with its lending of portfolio securities will be invested in short-term investments, including money market funds.

The Fund may enter into reverse repurchase agreements in amounts not exceeding one-third of the Fund's total assets (including the amount borrowed).

The Fund has elected to be, and intends to continue to qualify each year for treatment as, a regulated investment company ("RIC") under Subchapter M of Subtitle A, Chapter 1, of the Internal Revenue Code of 1986, as amended (the "Code").

Principal Investment Risks

The value of the Fund's investments may decrease, which will cause the value of the Fund's Shares to decrease. As a result, you may lose money on your investment in the Fund, and there can be no assurance that the Fund will achieve its investment objective. The Fund's principal risks are presented in alphabetical order to facilitate finding particular risks and comparing them with other funds. Each risk summarized below is considered a "principal risk" of investing in the Fund, regardless of the order in which it appears. Different risks may be more significant at different times depending on market conditions or other factors.

- **Affiliated Fund Risk.** Affiliated fund risk is the risk that the Adviser may select investments for the Fund based on its own financial interests or other business considerations rather than the Fund's interests. The Adviser may be subject to potential conflicts of interest in selecting the Underlying Funds because the Underlying Funds pay an advisory fee to the Adviser based on their assets, the fees paid to the Adviser by some affiliated Underlying Funds may be higher than other Underlying Funds or the Underlying Funds may be in need of assets to enhance their appeal to other investors, liquidity and trading and/or to enable them to carry out their investment strategies. However, the Adviser is a fiduciary to the Fund and is legally obligated to act in the Fund's best interest when selecting Underlying Funds.
- **Concentration Risk.** The Fund may be susceptible to an increased risk of loss, including losses due to adverse events that affect the Fund's investments more than the market as a whole, to the extent that the Fund's investments are concentrated in a particular issue, issuer or issuers, country, market segment, or asset class.
- **Cyber Security Risk.** Cyber security risk is the risk of an unauthorized breach and access to the Fund's assets, Fund or customer data (including private shareholder information), or proprietary information, or the risk of an incident occurring that causes the Fund, the Adviser, custodian, transfer agent, distributor and other service providers and financial intermediaries to suffer data breaches, data corruption or lose operational functionality or prevent the Fund's investors from purchasing, redeeming or exchanging shares or receiving distributions. The use of artificial intelligence and machine learning could exacerbate these risks. The Fund and the Adviser have limited ability to prevent or mitigate cyber security incidents affecting third-party service providers, and such third-party service providers may have limited indemnification obligations to the Fund or the Adviser. Successful cyber-attacks or other cyber-failures or events affecting the Fund or its service providers may adversely impact and cause financial losses to the Fund or its shareholders. Issuers of securities in which the Fund invests are also subject to cyber security risks, and the value of these securities could decline if the issuers experience cyber-attacks or other cyber-failures.
- **Duration Risk.** Duration is a measure of the price sensitivity of a debt security or portfolio to interest rate changes. Duration risk is the risk that longer-duration debt securities will be more volatile and thus more likely to decline in price, and to a greater extent, in a rising interest rate environment than shorter-duration debt securities.

- **ETF Risk.** The Fund is an ETF, and, as a result of an ETF's structure, it is exposed to the following risks:
 - *Authorized Participants, Market Makers and Liquidity Providers Concentration Risk.* Only an authorized participant ("AP") may engage in creation or redemption transactions directly with the Fund. The Fund has a limited number of financial institutions that are institutional investors and may act as APs. In addition, there may be a limited number of market makers and/or liquidity providers in the marketplace. To the extent either of the following events occur, Fund Shares may trade at a material discount to net asset value ("NAV") and possibly face delisting: (i) APs exit the business or otherwise become unable to process creation and/or redemption orders and no other APs step forward to perform these services, or (ii) market makers and/or liquidity providers exit the business or significantly reduce their business activities and no other entities step forward to perform their functions. These events, among others, may lead to the Fund Shares trading at a premium or discount to NAV. Thus, you may pay more (or less) than the NAV when you buy Shares of the Fund in the secondary market, and you may receive less (or more) than NAV when you sell those Shares in the secondary market. A diminished market for an ETF's shares substantially increases the risk that a shareholder may pay considerably more or receive significantly less than the underlying value of the ETF shares bought or sold. In periods of market volatility, APs, market makers and/or liquidity providers may be less willing to transact in Fund Shares.
 - *Secondary Market Trading Risk.* Although Shares are listed on a national securities exchange, The Nasdaq Stock Market, LLC (the "Exchange"), and may be traded on U.S. exchanges other than the Exchange, there can be no assurance that an active or liquid trading market for them will develop or be maintained. In addition, trading in Shares on the Exchange may be halted. During periods of market stress, there may be times when the market price of Shares is more than the NAV intra-day (premium) or less than the NAV intra-day (discount). This risk is heightened in times of market volatility or periods of steep market declines.
 - *Shares May Trade at Prices Other Than NAV Risk.* As with all ETFs, Shares may be bought and sold in the secondary market at market prices. Although it is expected that the market price of Shares will approximate the Fund's NAV, there may be times when the market price of Shares is more than the NAV intra-day (premium) or less than the NAV intra-day (discount). This risk is heightened in times of market volatility or periods of steep market declines.
- **Fixed-Income Market Risk.** The market value of a fixed-income security may decline due to general market conditions that are not specifically related to a particular issuer, such as real or perceived adverse economic conditions, changes in the outlook for corporate earnings, changes in interest or currency rates or adverse investor sentiment generally. The fixed-income securities market can be susceptible to increases in volatility and decreases in liquidity. Liquidity can decline unpredictably in response to overall economic conditions or credit tightening. Increases in volatility and decreases in liquidity may be caused by a rise in interest rates (or the expectation of a rise in interest rates). An unexpected increase in Fund redemption requests, including requests from shareholders who may own a significant percentage of the fund's shares, which may be triggered by market turmoil or an increase in interest rates, could cause the Fund to sell its holdings at a loss or at undesirable prices and adversely affect the Fund's share price and increase the Fund's liquidity risk, Fund expenses and/or taxable distributions.
- **High Portfolio Turnover Risk.** In seeking to track the Underlying Index, the Fund may incur relatively high portfolio turnover. The active and frequent trading of the Fund's portfolio securities may result in increased transaction costs to the Fund, including brokerage commissions, dealer mark-ups and other transaction costs, which could reduce the Fund's return.
- **Income Risk.** The Fund's income may decline if interest rates fall. This decline in income can occur because the Fund may subsequently invest in lower yielding bonds as bonds in its portfolio mature, are near maturity or are called, bonds in the Underlying Index are substituted, or the Fund otherwise needs to purchase additional bonds.
- **Index-Related Risk.** There is no guarantee that the Fund's investment results will have a high degree of correlation to those of the Underlying Index or that the Fund will achieve its investment objective. Market disruptions and regulatory restrictions could have an adverse effect on the Fund's ability to adjust its exposure to the required levels in order to track the Underlying Index. Errors in index data, index computations or the construction of the Underlying Index in accordance with its methodology may occur from time to time and may not be identified and corrected by the Index Provider for a period of time or at all, which may have an adverse impact on the Fund and its shareholders. Unusual market conditions may cause the Index Provider to postpone a scheduled rebalance, which could cause the Underlying Index to vary from its normal or expected composition.
- **Interest Rate Risk.** Interest rate risk is the risk of losses attributable to changes in interest rates. In general, if prevailing interest rates rise, the values of debt instruments tend to fall, and if interest rates fall, the values of debt instruments tend to rise. Changes in the value of a debt instrument usually will not affect the amount of income the Fund receives from it but

will generally affect the value of your investment in the Fund. Changes in interest rates may also affect the liquidity of the Fund's investments in debt instruments. In general, the longer the maturity or duration of a debt instrument, the greater its sensitivity to changes in interest rates. Interest rate declines also may increase prepayments of debt obligations, which, in turn, would increase prepayment risk. Very low or negative interest rates may impact the Fund's yield and may increase the risk that, if followed by rising interest rates, the Fund's performance will be negatively impacted. The Fund is subject to the risk that the income generated by its investments may not keep pace with inflation. Actions by governments and central banking authorities can result in increases or decreases in interest rates. Such actions may negatively affect the value of debt instruments held by the Fund, resulting in a negative impact on the Fund's performance and NAV. Any interest rate increases could cause the value of the Fund's investments in debt instruments to decrease. Rising interest rates may prompt redemptions from the Fund, which may force the Fund to sell investments at a time when it is not advantageous to do so, which could result in losses.

- **Market Risk.** The trading prices of securities and other instruments fluctuate in response to a variety of factors. The Fund's NAV and market price may fluctuate significantly in response to these and other factors including economic, political, financial, public health crises (such as epidemics or pandemics) or other disruptive events (whether real, expected or perceived) in the U.S. and global markets. As a result, an investor could lose money over short or long periods of time.
- **Operational Risk.** The Fund is exposed to operational risks arising from a number of factors, including, but not limited to, human error, processing and communication errors, errors of the Fund's service providers, counterparties, or other third parties, failed or inadequate processes or technology or systems failures. The Fund and the Adviser seek to reduce these operational risks through controls and procedures. However, these measures do not address every possible risk and may be inadequate to address significant operational risks.
- **Passive Investment Risk.** The Fund is not actively managed and may be affected by a general decline in market segments related to the Underlying Index. The Fund invests in securities included in, or representative of, the Underlying Index, regardless of their investment merits. The Fund generally does not attempt to invest the Fund's assets in defensive positions under any market conditions, including declining markets.
- **Reinvestment Risk.** Reinvestment risk is the risk that income from the Fund's portfolio will decline if and when the Fund reinvests the proceeds from the disposition of its portfolio securities at market interest rates that are below the portfolio's current earnings rate. A decline in income could negatively affect the market price of the Shares.
- **Reverse Repurchase Agreements Risk.** Reverse repurchase agreements are a form of secured borrowing and subject the Fund to the risks associated with leverage, including exposure to potential gains and losses in excess of the amount invested, resulting in an increase in the speculative character of the Fund's outstanding shares. Reverse repurchase agreements involve the risk that the investment return earned by the Fund (from the investment of the proceeds) will be less than the interest expense of the transaction, that the market value of the securities sold by the Fund will decline below the price the Fund is obligated to pay to repurchase the securities, and that the other party may fail to return the securities in a timely manner or at all.
- **Risk of Investing in the United States.** Certain changes in the United States economy, such as when the economy weakens or when its financial markets decline, may have an adverse effect on the securities to which the Fund has exposure.
- **Securities Lending Risk.** The Fund may lend portfolio securities to institutions, such as certain broker dealers. The Fund may experience a loss or delay in the recovery of its securities if the borrowing institution breaches its agreement with the Fund.
- **Tracking Error Risk.** The Fund may be subject to tracking error, which is the divergence of the Fund's performance from that of the Underlying Index. Tracking error may occur because of differences between the securities and other instruments held in the Fund's portfolio and those included in the Underlying Index, pricing differences, transaction costs incurred by the Fund, the Fund's holding of uninvested cash, differences in timing of the accrual of or the valuation of distributions, the requirements to maintain pass-through tax treatment, portfolio transactions carried out to minimize the distribution of capital gains to shareholders, acceptance of custom baskets, changes to the Underlying Index or the costs to the Fund of complying with various new or existing regulatory requirements. This risk may be heightened during times of increased market volatility or other unusual market conditions. Tracking error also may result because the Fund incurs fees and expenses, while the Underlying Index does not.

- **U.S. Government Obligations Risk.** While U.S. Treasury obligations are backed by the “full faith and credit” of the U.S. government, such securities are nonetheless subject to credit risk (i.e., the risk that the U.S. government may be, or be perceived to be, unable or unwilling to honor its financial obligations, such as making payments). Securities issued or guaranteed by federal agencies or authorities and U.S. government-sponsored instrumentalities or enterprises may or may not be backed by the full faith and credit of the U.S. government.

Performance Information: The bar chart and performance table illustrate the risks and volatility of an investment in the Fund. The bar chart shows the performance of the Fund from one year. The table illustrates how the Fund’s average annual total returns for the one-year and since-inception periods compare with those of a broad measure of market performance and another benchmark with similar portfolio characteristics to the Fund. Past performance, both before and after taxes, does not necessarily indicate how the Fund will perform in the future. Updated performance information is available online at www.fminvest.com.

Total Returns for the Calendar Year Ended December 31



Best Quarter: 5.15% in the quarter ended September 30, 2024
Worst Quarter: -3.96% in the quarter ended December 31, 2024

The Fund’s year-to-date total return for the three months ended September 30, 2025 was 6.64%.

PERFORMANCE TABLE

(Average annual total returns for the periods ended December 31, 2024)

| F/m UST 7Y Note Fund | 1 Year | Since Inception March 27, 2023 |
|---|---------------|---|
| Return Before Taxes | 0.09% | 0.30% |
| Return After Taxes on Distributions | -1.53% | -1.30% |
| Return After Taxes on Distributions and Sale of Fund Shares | 0.05% | -0.44% |
| Bloomberg US Treasury Bellwether 7Y Total Return USD Unhedged Index (I39160US). (reflects no deduction for fees, expenses or taxes) | 0.04% | 0.47% |
| ICE BofA Current 7-Year US Treasury Index (reflects no deduction for fees, expenses or taxes) | 0.19% | 0.34% |
| ICE US Treasury Code Bond Index (reflects no deduction for fees, expenses or taxes) | 0.70% | 1.11% |

After-tax returns are calculated using the historical highest individual federal marginal income tax rates and do not reflect the impact of state and local taxes. In certain cases, the figure representing “Return after Taxes on Distributions and Sale of Fund Shares” may be higher than the other return figures for the same period, since a higher after-tax return results when a capital loss occurs upon redemption and provides an assumed tax deduction that benefits the investor. Actual after-tax returns depend on an investor’s tax situation and may differ from those shown, and after-tax returns shown are not relevant to investors who hold their Fund Shares through tax-deferred arrangements, such as 401(k) plans or individual retirement accounts.

Management

Investment Adviser

F/m Investments LLC serves as the investment adviser.

Portfolio Managers

| Team Member | Primary Titles | Start Date with the F/m UST 7Y Note Fund |
|--------------------|--|---|
| Peter Baden | Managing Director, Director of Fixed Income Strategy | in March 2023 |
| Alexander Morris | Chief Executive Officer | in March 2023 |
| Marcin Zdunek | Managing Director, Head of Capital Markets and Portfolio Manager | in March 2023 |

Purchase and Sale of F/m UST 7Y Note Fund Shares

Shares are listed on the Exchange, and investors can only buy and sell Shares through brokers or dealers at market prices, rather than NAV. Because Shares trade at market prices rather than NAV, Shares may trade at a price greater than NAV (premium) or less than NAV (discount). An investor may incur costs attributable to the difference between the highest price a buyer is willing to pay to purchase Shares (bid) and the lowest price a seller is willing to accept for Shares (ask) when buying or selling Shares in the secondary market (the “bid-ask spread”). Recent information, including information on the Fund’s NAV, market price, premiums and discounts, and bid-ask spreads, is provided at www.fminvest.com.

The Fund issues and redeems Shares at NAV only in large blocks known as “Creation Units,” which only APs (typically, broker-dealers) may purchase or redeem. The Fund generally issues and redeems Creation Units in exchange for a portfolio of securities closely approximating the holdings of the Fund (the “Deposit Securities”) and/or a designated amount of U.S. cash.

Tax Information

The Fund distributions are generally taxable as ordinary income, qualified dividend income, or capital gains (or a combination), unless your investment is made through an individual retirement account (“IRA”) or other tax-advantaged account. Distributions on investments made through tax-deferred arrangements may be taxed later upon withdrawal of assets from those accounts. Certain states and localities may exempt distributions from tax when attributable to interest from U.S. federal government obligations. Please consult your personal tax advisor.

Financial Intermediary Compensation

If you purchase Shares through a broker-dealer or other financial intermediary (such as a bank) (an “Intermediary”), the Fund’s Adviser or its affiliates may pay Intermediaries for certain activities related to the Fund, including participation in activities that are designed to make Intermediaries more knowledgeable about exchange traded products, including the Fund, or for other activities, such as marketing, educational training or other initiatives related to the sale or promotion of Shares. These payments may create a conflict of interest by influencing the Intermediary and your salesperson to recommend the Fund over another investment. Any such arrangements do not result in increased Fund expenses. Ask your salesperson or visit the Intermediary’s website for more information.

SUMMARY SECTION – F/m US Treasury 5 Year Note ETF

Investment Objective

The investment objective of the F/m US Treasury 5 Year Note ETF (the “F/m UST 5Y Note Fund” or the “Fund”) is to seek investment results that correspond (before fees and expenses) generally to the price and yield performance of the Bloomberg US Treasury Bellwether 5Y Total Return USD Unhedged Index (I00092US) (the “Underlying Index”).

Fees and Expenses

This table describes the fees and expenses that you may pay if you buy, hold, and sell shares of the Fund (“Shares”). You may pay other fees, such as brokerage commissions and other fees to financial intermediaries when purchasing or selling Fund Shares, which are not reflected in the tables and examples below.

Annual Fund Operating Expenses (expenses that you pay each year as a percentage of the value of your investment):

| | |
|--------------------------------------|-------|
| Management Fees | 0.15% |
| Distribution (12b-1) Fees | None |
| Other Expenses | None |
| Total Annual Fund Operating Expenses | 0.15% |

Example

This Example is intended to help you compare the cost of investing in the Fund with the cost of investing in other funds. The Example assumes that you invest \$10,000 in the Fund for the time periods indicated and then hold or redeem all of your Shares at the end of those periods. The Example also assumes that: (1) your investment has a 5% return each year, and (2) the Fund’s operating expenses remain the same. Although your actual costs may be higher or lower, based on these assumptions your costs would be:

| <u>1 Year</u> | <u>3 Years</u> | <u>5 Years</u> | <u>10 Years</u> |
|---------------|----------------|----------------|-----------------|
| \$15 | \$48 | \$85 | \$192 |

Portfolio Turnover

The Fund pays transaction costs, such as commissions, when it buys and sells securities (or “turns over” its portfolio). A higher portfolio turnover rate may indicate higher transaction costs and may result in higher taxes when Fund Shares are held in a taxable account. These costs, which are not reflected in annual fund operating expenses or in the example, affect the Fund’s performance. Portfolio turnover rates may vary from year-to-year, as well as within a year. For the fiscal year ended August 31, 2025, the Fund’s portfolio turnover rate was 1,037% of the average value of its portfolio.

Principal Investment Strategies

The Fund is a passively-managed exchange-traded fund (“ETF”) that seeks investment results, before fees and expenses, that correspond generally to the price and yield performance of the Underlying Index. Under normal market conditions, F/m Investments LLC (the “Adviser”) seeks to achieve the Fund’s investment objective by investing at least 80% of the Fund’s net assets (plus any borrowings for investment purposes) in the component securities of the Underlying Index, provided, however, that in the event that the most recently auctioned outstanding US Treasury Note that matures closest to, but not beyond, 5 years from the rebalancing date is not included in the Underlying Index, then the Fund will invest at least 80% of its net assets (plus any borrowings for investment purposes) in the most recently auctioned outstanding US Treasury Note that matures closest to, but not beyond, 5 years from the rebalancing date.

The Underlying Index

The Underlying Index was established by Bloomberg Finance L.P. (the “Index Provider”) with history backfilled to January 1, 1981. It tracks the most recent or “on-the-run” (“OTR”) 5 Year US Treasury security and is rebalanced on the last day of each month. The Index Provider constructs a single hypothetical security that mirrors the terms, conditions, and pricing of the most recent US Treasury security issued by the U.S. government for the 5 Year issue. The hypothetical security is rolled to the new OTR Treasury security on the day after the treasury auction. On each day of the month, the hypothetical treasury is priced daily as per the OTR Treasury security it holds.

The Underlying Index is calculated and administered by the Index Provider, which is not affiliated with the Fund or the Adviser. Additional information regarding the Underlying Index is available at <https://assets.bbhub.io/professional/sites/27/Bloomberg-Index-Publications-US-Treasury-Bellwether-Indices-20241217.pdf>.

The Fund's investment strategy is to pursue its investment objective. The Fund generally may invest up to 20% of its total assets in securities or other investments not included in the Underlying Index, but which the Adviser believes will help the Fund track the Underlying Index.

The Fund may invest in securities of other affiliated and unaffiliated exchange-traded funds (each, an "ETF") registered under the Investment Company Act of 1940, as amended (the "1940 Act"), that invest primarily in Fund eligible investments (collectively, "Underlying Funds") to the extent permitted by applicable law and subject to certain restrictions.

The Fund may also seek to increase its income by lending securities. These loans will be secured by collateral (consisting of cash, U.S. government securities, or irrevocable letters of credit) maintained in an amount equal to at least 100% of the market value, determined daily, of the loaned securities. Cash collateral received by the Fund in connection with its lending of portfolio securities will be invested in short-term investments, including money market funds.

The Fund may enter into reverse repurchase agreements in amounts not exceeding one-third of the Fund's total assets (including the amount borrowed).

The Fund has elected to be, and intends to continue to qualify each year for treatment as, a regulated investment company ("RIC") under Subchapter M of Subtitle A, Chapter 1, of the Internal Revenue Code of 1986, as amended (the "Code").

Principal Investment Risks

The value of the Fund's investments may decrease, which will cause the value of the Fund's Shares to decrease. As a result, you may lose money on your investment in the Fund, and there can be no assurance that the Fund will achieve its investment objective. The Fund's principal risks are presented in alphabetical order to facilitate finding particular risks and comparing them with other funds. Each risk summarized below is considered a "principal risk" of investing in the Fund, regardless of the order in which it appears. Different risks may be more significant at different times depending on market conditions or other factors.

- **Affiliated Fund Risk.** Affiliated fund risk is the risk that the Adviser may select investments for the Fund based on its own financial interests or other business considerations rather than the Fund's interests. The Adviser may be subject to potential conflicts of interest in selecting the Underlying Funds because the Underlying Funds pay an advisory fee to the Adviser based on their assets, the fees paid to the Adviser by some affiliated Underlying Funds may be higher than other Underlying Funds or the Underlying Funds may be in need of assets to enhance their appeal to other investors, liquidity and trading and/or to enable them to carry out their investment strategies. However, the Adviser is a fiduciary to the Fund and is legally obligated to act in the Fund's best interest when selecting Underlying Funds.
- **Concentration Risk.** The Fund may be susceptible to an increased risk of loss, including losses due to adverse events that affect the Fund's investments more than the market as a whole, to the extent that the Fund's investments are concentrated in a particular issue, issuer or issuers, country, market segment, or asset class.
- **Cyber Security Risk.** Cyber security risk is the risk of an unauthorized breach and access to the Fund's assets, Fund or customer data (including private shareholder information), or proprietary information, or the risk of an incident occurring that causes the Fund, the Adviser, custodian, transfer agent, distributor and other service providers and financial intermediaries to suffer data breaches, data corruption or lose operational functionality or prevent the Fund's investors from purchasing, redeeming or exchanging shares or receiving distributions. The use of artificial intelligence and machine learning could exacerbate these risks. The Fund and the Adviser have limited ability to prevent or mitigate cyber security incidents affecting third-party service providers, and such third-party service providers may have limited indemnification obligations to the Fund or the Adviser. Successful cyber-attacks or other cyber-failures or events affecting the Fund or its service providers may adversely impact and cause financial losses to the Fund or its shareholders. Issuers of securities in which the Fund invests are also subject to cyber security risks, and the value of these securities could decline if the issuers experience cyber-attacks or other cyber-failures.
- **Duration Risk.** Duration is a measure of the price sensitivity of a debt security or portfolio to interest rate changes. Duration risk is the risk that longer-duration debt securities will be more volatile and thus more likely to decline in price, and to a greater extent, in a rising interest rate environment than shorter-duration debt securities.

- **ETF Risk.** The Fund is an ETF, and, as a result of an ETF's structure, it is exposed to the following risks:
 - *Authorized Participants, Market Makers and Liquidity Providers Concentration Risk.* Only an authorized participant ("AP") may engage in creation or redemption transactions directly with the Fund. The Fund has a limited number of financial institutions that are institutional investors and may act as APs. In addition, there may be a limited number of market makers and/or liquidity providers in the marketplace. To the extent either of the following events occur, Fund Shares may trade at a material discount to net asset value ("NAV") and possibly face delisting: (i) APs exit the business or otherwise become unable to process creation and/or redemption orders and no other APs step forward to perform these services, or (ii) market makers and/or liquidity providers exit the business or significantly reduce their business activities and no other entities step forward to perform their functions. These events, among others, may lead to the Fund Shares trading at a premium or discount to NAV. Thus, you may pay more (or less) than the NAV when you buy Shares of the Fund in the secondary market, and you may receive less (or more) than NAV when you sell those Shares in the secondary market. A diminished market for an ETF's shares substantially increases the risk that a shareholder may pay considerably more or receive significantly less than the underlying value of the ETF shares bought or sold. In periods of market volatility, APs, market makers and/or liquidity providers may be less willing to transact in Fund Shares.
 - *Secondary Market Trading Risk.* Although Shares are listed on a national securities exchange, The Nasdaq Stock Market, LLC (the "Exchange"), and may be traded on U.S. exchanges other than the Exchange, there can be no assurance that an active or liquid trading market for them will develop or be maintained. In addition, trading in Shares on the Exchange may be halted. During periods of market stress, there may be times when the market price of Shares is more than the NAV intra-day (premium) or less than the NAV intra-day (discount). This risk is heightened in times of market volatility or periods of steep market declines.
 - *Shares May Trade at Prices Other Than NAV Risk.* As with all ETFs, Shares may be bought and sold in the secondary market at market prices. Although it is expected that the market price of Shares will approximate the Fund's NAV, there may be times when the market price of Shares is more than the NAV intra-day (premium) or less than the NAV intra-day (discount). This risk is heightened in times of market volatility or periods of steep market declines.
- **Fixed-Income Market Risk.** The market value of a fixed-income security may decline due to general market conditions that are not specifically related to a particular issuer, such as real or perceived adverse economic conditions, changes in the outlook for corporate earnings, changes in interest or currency rates or adverse investor sentiment generally. The fixed-income securities market can be susceptible to increases in volatility and decreases in liquidity. Liquidity can decline unpredictably in response to overall economic conditions or credit tightening. Increases in volatility and decreases in liquidity may be caused by a rise in interest rates (or the expectation of a rise in interest rates). An unexpected increase in Fund redemption requests, including requests from shareholders who may own a significant percentage of the Fund's Shares, which may be triggered by market turmoil or an increase in interest rates, could cause the Fund to sell its holdings at a loss or at undesirable prices and adversely affect the Fund's share price and increase the Fund's liquidity risk, Fund expenses and/or taxable distributions.
- **High Portfolio Turnover Risk.** In seeking to track the Underlying Index, the Fund may incur relatively high portfolio turnover. The active and frequent trading of the Fund's portfolio securities may result in increased transaction costs to the Fund, including brokerage commissions, dealer mark-ups and other transaction costs, which could reduce the Fund's return.
- **Income Risk.** The Fund's income may decline if interest rates fall. This decline in income can occur because the Fund may subsequently invest in lower yielding bonds as bonds in its portfolio mature, are near maturity or are called, bonds in the Underlying Index are substituted, or the Fund otherwise needs to purchase additional bonds.
- **Index-Related Risk.** There is no guarantee that the Fund's investment results will have a high degree of correlation to those of the Underlying Index or that the Fund will achieve its investment objective. Market disruptions and regulatory restrictions could have an adverse effect on the Fund's ability to adjust its exposure to the required levels in order to track the Underlying Index. Errors in index data, index computations or the construction of the Underlying Index in accordance with its methodology may occur from time to time and may not be identified and corrected by the Index Provider for a period of time or at all, which may have an adverse impact on the Fund and its shareholders. Unusual market conditions may cause the Index Provider to postpone a scheduled rebalance, which could cause the Underlying Index to vary from its normal or expected composition.
- **Interest Rate Risk.** Interest rate risk is the risk of losses attributable to changes in interest rates. In general, if prevailing interest rates rise, the values of debt instruments tend to fall, and if interest rates fall, the values of debt instruments tend to rise. Changes in the value of a debt instrument usually will not affect the amount of income the Fund receives from it but

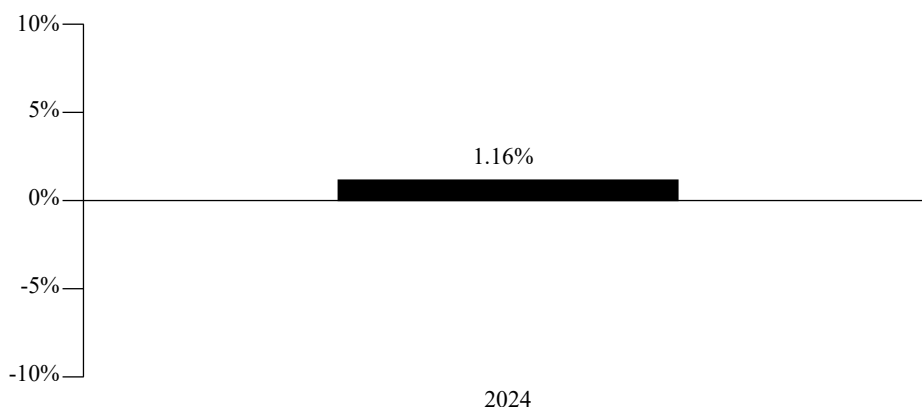
will generally affect the value of your investment in the Fund. Changes in interest rates may also affect the liquidity of the Fund's investments in debt instruments. In general, the longer the maturity or duration of a debt instrument, the greater its sensitivity to changes in interest rates. Interest rate declines also may increase prepayments of debt obligations, which, in turn, would increase prepayment risk. Very low or negative interest rates may impact the Fund's yield and may increase the risk that, if followed by rising interest rates, the Fund's performance will be negatively impacted. The Fund is subject to the risk that the income generated by its investments may not keep pace with inflation. Actions by governments and central banking authorities can result in increases or decreases in interest rates. Such actions may negatively affect the value of debt instruments held by the Fund, resulting in a negative impact on the Fund's performance and NAV. Any interest rate increases could cause the value of the Fund's investments in debt instruments to decrease. Rising interest rates may prompt redemptions from the Fund, which may force the Fund to sell investments at a time when it is not advantageous to do so, which could result in losses.

- **Market Risk.** The trading prices of securities and other instruments fluctuate in response to a variety of factors. The Fund's NAV and market price may fluctuate significantly in response to these and other factors including economic, political, financial, public health crises (such as epidemics or pandemics) or other disruptive events (whether real, expected or perceived) in the U.S. and global markets. As a result, an investor could lose money over short or long periods of time.
- **Operational Risk.** The Fund is exposed to operational risks arising from a number of factors, including, but not limited to, human error, processing and communication errors, errors of the Fund's service providers, counterparties, or other third parties, failed or inadequate processes or technology or systems failures. The Fund and the Adviser seek to reduce these operational risks through controls and procedures. However, these measures do not address every possible risk and may be inadequate to address significant operational risks.
- **Passive Investment Risk.** The Fund is not actively managed and may be affected by a general decline in market segments related to the Underlying Index. The Fund invests in securities included in, or representative of, the Underlying Index, regardless of their investment merits. The Fund generally does not attempt to invest the Fund's assets in defensive positions under any market conditions, including declining markets.
- **Reinvestment Risk.** Reinvestment risk is the risk that income from the Fund's portfolio will decline if and when the Fund reinvests the proceeds from the disposition of its portfolio securities at market interest rates that are below the portfolio's current earnings rate. A decline in income could negatively affect the market price of the Shares.
- **Reverse Repurchase Agreements Risk.** Reverse repurchase agreements are a form of secured borrowing and subject the Fund to the risks associated with leverage, including exposure to potential gains and losses in excess of the amount invested, resulting in an increase in the speculative character of the Fund's outstanding shares. Reverse repurchase agreements involve the risk that the investment return earned by the Fund (from the investment of the proceeds) will be less than the interest expense of the transaction, that the market value of the securities sold by the Fund will decline below the price the Fund is obligated to pay to repurchase the securities, and that the other party may fail to return the securities in a timely manner or at all.
- **Risk of Investing in the United States.** Certain changes in the United States economy, such as when the economy weakens or when its financial markets decline, may have an adverse effect on the securities to which the Fund has exposure.
- **Securities Lending Risk.** The Fund may lend portfolio securities to institutions, such as certain broker dealers. The Fund may experience a loss or delay in the recovery of its securities if the borrowing institution breaches its agreement with the Fund.
- **Tracking Error Risk.** The Fund may be subject to tracking error, which is the divergence of the Fund's performance from that of the Underlying Index. Tracking error may occur because of differences between the securities and other instruments held in the Fund's portfolio and those included in the Underlying Index, pricing differences, transaction costs incurred by the Fund, the Fund's holding of uninvested cash, differences in timing of the accrual of or the valuation of distributions, the requirements to maintain pass-through tax treatment, portfolio transactions carried out to minimize the distribution of capital gains to shareholders, acceptance of custom baskets, changes to the Underlying Index or the costs to the Fund of complying with various new or existing regulatory requirements. This risk may be heightened during times of increased market volatility or other unusual market conditions. Tracking error also may result because the Fund incurs fees and expenses, while the Underlying Index does not.

- **U.S. Government Obligations Risk.** While U.S. Treasury obligations are backed by the “full faith and credit” of the U.S. government, such securities are nonetheless subject to credit risk (i.e., the risk that the U.S. government may be, or be perceived to be, unable or unwilling to honor its financial obligations, such as making payments). Securities issued or guaranteed by federal agencies or authorities and U.S. government-sponsored instrumentalities or enterprises may or may not be backed by the full faith and credit of the U.S. government.

Performance Information: The bar chart and performance table illustrate the risks and volatility of an investment in the Fund. The bar chart shows the performance of the Fund for one year. The table illustrates how the Fund’s average annual total returns for the one-year and since-inception periods compare with those of a broad measure of market performance and another benchmark with similar portfolio characteristics to the Fund. Past performance, both before and after taxes, does not necessarily indicate how the Fund will perform in the future. Updated performance information is available online at www.fminvest.com.

Total Returns for the Calendar Year Ended December 31



Best Quarter: 4.34% in the quarter ended September 30, 2024
Worst Quarter: -2.67% in the quarter ended December 31, 2024

The Fund’s year-to-date total return for the three months ended September 30, 2025 was 5.90%.

PERFORMANCE TABLE

(Average annual total returns for the periods ended December 31, 2024)

| F/m UST 5Y Note Fund | 1 Year | Since Inception March 27, 2023 |
|---|---------------|---|
| Return Before Taxes | 1.16% | 1.40% |
| Return After Taxes on Distributions | -0.45% | -0.21% |
| Return After Taxes on Distributions and Sale of Fund Shares | 0.68% | 0.396% |
| Bloomberg US Treasury Bellwether 5Y Total Return USD Unhedged Index (I00092US). (reflects no deduction for fees, expenses or taxes) | 1.19% | 1.57% |
| ICE BofA Current 5-Year US Treasury Index (reflects no deduction for fees, expenses or taxes) | 1.23% | 1.50% |
| ICE US Treasury Code Bond Index (reflects no deduction for fees, expenses or taxes) | 0.70% | 1.11% |

After-tax returns are calculated using the historical highest individual federal marginal income tax rates and do not reflect the impact of state and local taxes. In certain cases, the figure representing “Return after Taxes on Distributions and Sale of Fund Shares” may be higher than the other return figures for the same period, since a higher after-tax return results when a capital loss occurs upon redemption and provides an assumed tax deduction that benefits the investor. Actual after-tax returns depend on an investor’s tax situation and may differ from those shown, and after-tax returns shown are not relevant to investors who hold their Fund Shares through tax-deferred arrangements, such as 401(k) plans or individual retirement accounts.

Management

Investment Adviser

F/m Investments LLC serves as the investment adviser.

Portfolio Managers

| Team Member | Primary Titles | Start Date with the F/m UST 5Y Note Fund |
|------------------|--|--|
| Peter Baden | Managing Director, Director of Fixed Income Strategy | in March 2023 |
| Alexander Morris | Chief Executive Officer | in March 2023 |
| Marcin Zdunek | Managing Director, Head of Capital Markets and Portfolio Manager | in March 2023 |

Purchase and Sale of F/m UST 5Y Note Fund Shares

Shares are listed on the Exchange, and investors can only buy and sell Shares through brokers or dealers at market prices, rather than NAV. Because Shares trade at market prices rather than NAV, Shares may trade at a price greater than NAV (premium) or less than NAV (discount). An investor may incur costs attributable to the difference between the highest price a buyer is willing to pay to purchase Shares (bid) and the lowest price a seller is willing to accept for Shares (ask) when buying or selling Shares in the secondary market (the “bid-ask spread”). Recent information, including information on the Fund’s NAV, market price, premiums and discounts, and bid-ask spreads, is provided at www.fminvest.com.

The Fund issues and redeems Shares at NAV only in large blocks known as “Creation Units,” which only APs (typically, broker-dealers) may purchase or redeem. The Fund generally issues and redeems Creation Units in exchange for a portfolio of securities closely approximating the holdings of the Fund (the “Deposit Securities”) and/or a designated amount of U.S. cash.

Tax Information

The Fund distributions are generally taxable as ordinary income, qualified dividend income, or capital gains (or a combination), unless your investment is made through an individual retirement account (“IRA”) or other tax-advantaged account. Distributions on investments made through tax-deferred arrangements may be taxed later upon withdrawal of assets from those accounts. Certain states and localities may exempt distributions from tax when attributable to interest from U.S. federal government obligations. Please consult your personal tax advisor.

Financial Intermediary Compensation

If you purchase Shares through a broker-dealer or other financial intermediary (such as a bank) (an “Intermediary”), the Fund’s Adviser or its affiliates may pay Intermediaries for certain activities related to the Fund, including participation in activities that are designed to make Intermediaries more knowledgeable about exchange traded products, including the Fund, or for other activities, such as marketing, educational training or other initiatives related to the sale or promotion of Shares. These payments may create a conflict of interest by influencing the Intermediary and your salesperson to recommend the Fund over another investment. Any such arrangements do not result in increased Fund expenses. Ask your salesperson or visit the Intermediary’s website for more information.

SUMMARY SECTION – F/m US Treasury 3 Year Note ETF

Investment Objective

The investment objective of the F/m US Treasury 3 Year Note ETF (the “F/m UST 3Y Note Fund” or the “Fund”) is to seek investment results that correspond (before fees and expenses) generally to the price and yield performance of the Bloomberg US Treasury Bellwether 3Y Total Return USD Unhedged Index (I06674US) (the “Underlying Index”).

Fees and Expenses

This table describes the fees and expenses that you may pay if you buy, hold, and sell shares of the Fund (“Shares”). You may pay other fees, such as brokerage commissions and other fees to financial intermediaries when purchasing or selling Fund Shares, which are not reflected in the tables and examples below.

Annual Fund Operating Expenses (expenses that you pay each year as a percentage of the value of your investment):

| | |
|--------------------------------------|-------|
| Management Fees | 0.15% |
| Distribution (12b-1) Fees | None |
| Other Expenses | None |
| Total Annual Fund Operating Expenses | 0.15% |

Example

This Example is intended to help you compare the cost of investing in the Fund with the cost of investing in other funds. The Example assumes that you invest \$10,000 in the Fund for the time periods indicated and then hold or redeem all of your Shares at the end of those periods. The Example also assumes that: (1) your investment has a 5% return each year, and (2) the Fund’s operating expenses remain the same. Although your actual costs may be higher or lower, based on these assumptions your costs would be:

| <u>1 Year</u> | <u>3 Years</u> | <u>5 Years</u> | <u>10 Years</u> |
|---------------|----------------|----------------|-----------------|
| \$15 | \$48 | \$85 | \$192 |

Portfolio Turnover

The Fund pays transaction costs, such as commissions, when it buys and sells securities (or “turns over” its portfolio). A higher portfolio turnover rate may indicate higher transaction costs and may result in higher taxes when Fund Shares are held in a taxable account. These costs, which are not reflected in annual fund operating expenses or in the example, affect the Fund’s performance. Portfolio turnover rates may vary from year-to-year, as well as within a year. For the fiscal year ended August 31, 2025, the Fund’s portfolio turnover rate was 1,086% of the average value of its portfolio.

Principal Investment Strategies

The Fund is a passively-managed exchange-traded fund (“ETF”) that seeks investment results, before fees and expenses, that correspond generally to the price and yield performance of the Underlying Index. Under normal market conditions, F/m Investments LLC (the “Adviser”) seeks to achieve the Fund’s investment objective by investing at least 80% of the Fund’s net assets (plus any borrowings for investment purposes) in the component securities of the Underlying Index, provided, however, that in the event that the most recently auctioned outstanding US Treasury Note that matures closest to, but not beyond, 3 years from the rebalancing date is not included in the Underlying Index, then the Fund will invest at least 80% of its net assets (plus any borrowings for investment purposes) in the most recently auctioned outstanding US Treasury Note that matures closest to, but not beyond, 3 years from the rebalancing date.

The Underlying Index

The Underlying Index was established by Bloomberg Finance L.P. (the “Index Provider”) with history backfilled to January 1, 1981. It tracks the most recent or “on-the-run” (“OTR”) 3 Year US Treasury security and is rebalanced on the last day of each month. The Index Provider constructs a single hypothetical security that mirrors the terms, conditions, and pricing of the most recent US Treasury security issued by the U.S. government for the 3 Year issue. The hypothetical security is rolled to the new OTR Treasury security on the day after the treasury auction. On each day of the month, the hypothetical treasury is priced daily as per the OTR Treasury security it holds.

The Underlying Index is calculated and administered by the Index Provider, which is not affiliated with the Fund or the Adviser. Additional information regarding the Underlying Index is available at <https://assets.bbhub.io/professional/sites/27/Bloomberg-Index-Publications-US-Treasury-Bellwether-Indices-20241217.pdf>.

The Fund's investment strategy is to pursue its investment objective. The Fund generally may invest up to 20% of its total assets in securities or other investments not included in the Underlying Index, but which the Adviser believes will help the Fund track the Underlying Index.

The Fund may invest in securities of other affiliated and unaffiliated exchange-traded funds (each, an "ETF") registered under the Investment Company Act of 1940, as amended (the "1940 Act"), that invest primarily in Fund eligible investments (collectively, "Underlying Funds") to the extent permitted by applicable law and subject to certain restrictions.

The Fund may also seek to increase its income by lending securities. These loans will be secured by collateral (consisting of cash, U.S. government securities, or irrevocable letters of credit) maintained in an amount equal to at least 100% of the market value, determined daily, of the loaned securities. Cash collateral received by the Fund in connection with its lending of portfolio securities will be invested in short-term investments, including money market funds.

The Fund may enter into reverse repurchase agreements in amounts not exceeding one-third of the Fund's total assets (including the amount borrowed).

The Fund has elected to be, and intends to continue to qualify each year for treatment as, a regulated investment company ("RIC") under Subchapter M of Subtitle A, Chapter 1, of the Internal Revenue Code of 1986, as amended (the "Code").

Principal Investment Risks

The value of the Fund's investments may decrease, which will cause the value of the Fund's Shares to decrease. As a result, you may lose money on your investment in the Fund, and there can be no assurance that the Fund will achieve its investment objective. The Fund's principal risks are presented in alphabetical order to facilitate finding particular risks and comparing them with other funds. Each risk summarized below is considered a "principal risk" of investing in the Fund, regardless of the order in which it appears. Different risks may be more significant at different times depending on market conditions or other factors.

- **Affiliated Fund Risk.** Affiliated fund risk is the risk that the Adviser may select investments for the Fund based on its own financial interests or other business considerations rather than the Fund's interests. The Adviser may be subject to potential conflicts of interest in selecting the Underlying Funds because the Underlying Funds pay an advisory fee to the Adviser based on their assets, the fees paid to the Adviser by some affiliated Underlying Funds may be higher than other Underlying Funds or the Underlying Funds may be in need of assets to enhance their appeal to other investors, liquidity and trading and/or to enable them to carry out their investment strategies. However, the Adviser is a fiduciary to the Fund and is legally obligated to act in the Fund's best interest when selecting Underlying Funds.
- **Concentration Risk.** The Fund may be susceptible to an increased risk of loss, including losses due to adverse events that affect the Fund's investments more than the market as a whole, to the extent that the Fund's investments are concentrated in a particular issue, issuer or issuers, country, market segment, or asset class.
- **Cyber Security Risk.** Cyber security risk is the risk of an unauthorized breach and access to the Fund's assets, Fund or customer data (including private shareholder information), or proprietary information, or the risk of an incident occurring that causes the Fund, the Adviser, custodian, transfer agent, distributor and other service providers and financial intermediaries to suffer data breaches, data corruption or lose operational functionality or prevent the Fund's investors from purchasing, redeeming or exchanging shares or receiving distributions. The use of artificial intelligence and machine learning could exacerbate these risks. The Fund and the Adviser have limited ability to prevent or mitigate cyber security incidents affecting third-party service providers, and such third-party service providers may have limited indemnification obligations to the Fund or the Adviser. Successful cyber-attacks or other cyber-failures or events affecting the Fund or its service providers may adversely impact and cause financial losses to the Fund or its shareholders. Issuers of securities in which the Fund invests are also subject to cyber security risks, and the value of these securities could decline if the issuers experience cyber-attacks or other cyber-failures.
- **Duration Risk.** Duration is a measure of the price sensitivity of a debt security or portfolio to interest rate changes. Duration risk is the risk that longer-duration debt securities will be more volatile and thus more likely to decline in price, and to a greater extent, in a rising interest rate environment than shorter-duration debt securities.

- **ETF Risk.** The Fund is an ETF, and, as a result of an ETF's structure, it is exposed to the following risks:
 - *Authorized Participants, Market Makers and Liquidity Providers Concentration Risk.* Only an authorized participant ("AP") may engage in creation or redemption transactions directly with the Fund. The Fund has a limited number of financial institutions that are institutional investors and may act as APs. In addition, there may be a limited number of market makers and/or liquidity providers in the marketplace. To the extent either of the following events occur, Fund Shares may trade at a material discount to net asset value ("NAV") and possibly face delisting: (i) APs exit the business or otherwise become unable to process creation and/or redemption orders and no other APs step forward to perform these services, or (ii) market makers and/or liquidity providers exit the business or significantly reduce their business activities and no other entities step forward to perform their functions. These events, among others, may lead to the Fund Shares trading at a premium or discount to NAV. Thus, you may pay more (or less) than the NAV when you buy Shares of the Fund in the secondary market, and you may receive less (or more) than NAV when you sell those Shares in the secondary market. A diminished market for an ETF's shares substantially increases the risk that a shareholder may pay considerably more or receive significantly less than the underlying value of the ETF shares bought or sold. In periods of market volatility, APs, market makers and/or liquidity providers may be less willing to transact in Fund Shares.
 - *Secondary Market Trading Risk.* Although Shares are listed on a national securities exchange, The Nasdaq Stock Market, LLC (the "Exchange"), and may be traded on U.S. exchanges other than the Exchange, there can be no assurance that an active or liquid trading market for them will develop or be maintained. In addition, trading in Shares on the Exchange may be halted. During periods of market stress, there may be times when the market price of Shares is more than the NAV intra-day (premium) or less than the NAV intra-day (discount). This risk is heightened in times of market volatility or periods of steep market declines.
 - *Shares May Trade at Prices Other Than NAV Risk.* As with all ETFs, Shares may be bought and sold in the secondary market at market prices. Although it is expected that the market price of Shares will approximate the Fund's NAV, there may be times when the market price of Shares is more than the NAV intra-day (premium) or less than the NAV intra-day (discount). This risk is heightened in times of market volatility or periods of steep market declines.
- **Fixed-Income Market Risk.** The market value of a fixed-income security may decline due to general market conditions that are not specifically related to a particular issuer, such as real or perceived adverse economic conditions, changes in the outlook for corporate earnings, changes in interest or currency rates or adverse investor sentiment generally. The fixed-income securities market can be susceptible to increases in volatility and decreases in liquidity. Liquidity can decline unpredictably in response to overall economic conditions or credit tightening. Increases in volatility and decreases in liquidity may be caused by a rise in interest rates (or the expectation of a rise in interest rates). An unexpected increase in Fund redemption requests, including requests from shareholders who may own a significant percentage of the Fund's Shares, which may be triggered by market turmoil or an increase in interest rates, could cause the Fund to sell its holdings at a loss or at undesirable prices and adversely affect the Fund's share price and increase the Fund's liquidity risk, Fund expenses and/or taxable distributions.
- **High Portfolio Turnover Risk.** In seeking to track the Underlying Index, the Fund may incur relatively high portfolio turnover. The active and frequent trading of the Fund's portfolio securities may result in increased transaction costs to the Fund, including brokerage commissions, dealer mark-ups and other transaction costs, which could reduce the Fund's return.
- **Income Risk.** The Fund's income may decline if interest rates fall. This decline in income can occur because the Fund may subsequently invest in lower yielding bonds as bonds in its portfolio mature, are near maturity or are called, bonds in the Underlying Index are substituted, or the Fund otherwise needs to purchase additional bonds.
- **Index-Related Risk.** There is no guarantee that the Fund's investment results will have a high degree of correlation to those of the Underlying Index or that the Fund will achieve its investment objective. Market disruptions and regulatory restrictions could have an adverse effect on the Fund's ability to adjust its exposure to the required levels in order to track the Underlying Index. Errors in index data, index computations or the construction of the Underlying Index in accordance with its methodology may occur from time to time and may not be identified and corrected by the Index Provider for a period of time or at all, which may have an adverse impact on the Fund and its shareholders. Unusual market conditions may cause the Index Provider to postpone a scheduled rebalance, which could cause the Underlying Index to vary from its normal or expected composition.
- **Interest Rate Risk.** Interest rate risk is the risk of losses attributable to changes in interest rates. In general, if prevailing interest rates rise, the values of debt instruments tend to fall, and if interest rates fall, the values of debt instruments tend to rise. Changes in the value of a debt instrument usually will not affect the amount of income the Fund receives from it but

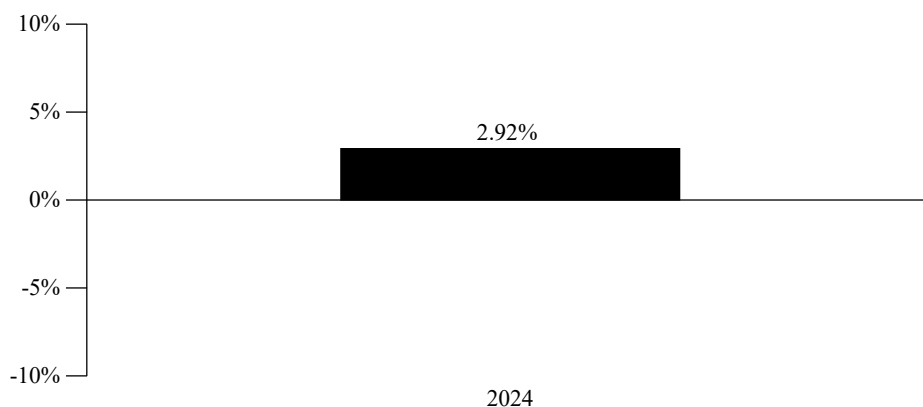
will generally affect the value of your investment in the Fund. Changes in interest rates may also affect the liquidity of the Fund's investments in debt instruments. In general, the longer the maturity or duration of a debt instrument, the greater its sensitivity to changes in interest rates. Interest rate declines also may increase prepayments of debt obligations, which, in turn, would increase prepayment risk. Very low or negative interest rates may impact the Fund's yield and may increase the risk that, if followed by rising interest rates, the Fund's performance will be negatively impacted. The Fund is subject to the risk that the income generated by its investments may not keep pace with inflation. Actions by governments and central banking authorities can result in increases or decreases in interest rates. Such actions may negatively affect the value of debt instruments held by the Fund, resulting in a negative impact on the Fund's performance and NAV. Any interest rate increases could cause the value of the Fund's investments in debt instruments to decrease. Rising interest rates may prompt redemptions from the Fund, which may force the Fund to sell investments at a time when it is not advantageous to do so, which could result in losses.

- **Market Risk.** The trading prices of securities and other instruments fluctuate in response to a variety of factors. The Fund's NAV and market price may fluctuate significantly in response to these and other factors including economic, political, financial, public health crises (such as epidemics or pandemics) or other disruptive events (whether real, expected or perceived) in the U.S. and global markets. As a result, an investor could lose money over short or long periods of time.
- **Operational Risk.** The Fund is exposed to operational risks arising from a number of factors, including, but not limited to, human error, processing and communication errors, errors of the Fund's service providers, counterparties, or other third parties, failed or inadequate processes or technology or systems failures. The Fund and the Adviser seek to reduce these operational risks through controls and procedures. However, these measures do not address every possible risk and may be inadequate to address significant operational risks.
- **Passive Investment Risk.** The Fund is not actively managed and may be affected by a general decline in market segments related to the Underlying Index. The Fund invests in securities included in, or representative of, the Underlying Index, regardless of their investment merits. The Fund generally does not attempt to invest the Fund's assets in defensive positions under any market conditions, including declining markets.
- **Reinvestment Risk.** Reinvestment risk is the risk that income from the Fund's portfolio will decline if and when the Fund reinvests the proceeds from the disposition of its portfolio securities at market interest rates that are below the portfolio's current earnings rate. A decline in income could negatively affect the market price of the Shares.
- **Reverse Repurchase Agreements Risk.** Reverse repurchase agreements are a form of secured borrowing and subject the Fund to the risks associated with leverage, including exposure to potential gains and losses in excess of the amount invested, resulting in an increase in the speculative character of the Fund's outstanding shares. Reverse repurchase agreements involve the risk that the investment return earned by the Fund (from the investment of the proceeds) will be less than the interest expense of the transaction, that the market value of the securities sold by the Fund will decline below the price the Fund is obligated to pay to repurchase the securities, and that the other party may fail to return the securities in a timely manner or at all.
- **Risk of Investing in the United States.** Certain changes in the United States economy, such as when the economy weakens or when its financial markets decline, may have an adverse effect on the securities to which the Fund has exposure.
- **Securities Lending Risk.** The Fund may lend portfolio securities to institutions, such as certain broker dealers. The Fund may experience a loss or delay in the recovery of its securities if the borrowing institution breaches its agreement with the Fund.
- **Tracking Error Risk.** The Fund may be subject to tracking error, which is the divergence of the Fund's performance from that of the Underlying Index. Tracking error may occur because of differences between the securities and other instruments held in the Fund's portfolio and those included in the Underlying Index, pricing differences, transaction costs incurred by the Fund, the Fund's holding of uninvested cash, differences in timing of the accrual of or the valuation of distributions, the requirements to maintain pass-through tax treatment, portfolio transactions carried out to minimize the distribution of capital gains to shareholders, acceptance of custom baskets, changes to the Underlying Index or the costs to the Fund of complying with various new or existing regulatory requirements. This risk may be heightened during times of increased market volatility or other unusual market conditions. Tracking error also may result because the Fund incurs fees and expenses, while the Underlying Index does not.

- **U.S. Government Obligations Risk.** While U.S. Treasury obligations are backed by the “full faith and credit” of the U.S. government, such securities are nonetheless subject to credit risk (i.e., the risk that the U.S. government may be, or be perceived to be, unable or unwilling to honor its financial obligations, such as making payments). Securities issued or guaranteed by federal agencies or authorities and U.S. government-sponsored instrumentalities or enterprises may or may not be backed by the full faith and credit of the U.S. government.

Performance Information: The bar chart and performance table illustrate the risks and volatility of an investment in the Fund. The bar chart shows the performance of the Fund for one year. The table illustrates how the Fund’s average annual total returns for the one-year and since-inception periods compare with those of a broad measure of market performance and another benchmark with similar portfolio characteristics to the Fund. Past performance, both before and after taxes, does not necessarily indicate how the Fund will perform in the future. Updated performance information is available online at www.fminvest.com.

Total Returns for the Calendar Year Ended December 31



Best Quarter: 3.48% in the quarter ended September 30, 2024
Worst Quarter: -1.02% in the quarter ended December 31, 2024

The Fund’s year-to-date total return for the three months ended September 30, 2025 was 4.65%.

PERFORMANCE TABLE

(Average annual total returns for the periods ended December 31, 2024)

| F/m UST 3Y Note Fund | 1 Year | Since Inception March 27, 2023 |
|--|---------------|---|
| Return Before Taxes | 2.92% | 2.77% |
| Return After Taxes on Distributions | 1.26% | 1.08% |
| Return After Taxes on Distributions and Sale of Fund Shares | 1.72% | 1.40% |
| Bloomberg US Treasury Bellwether 3Y Total Return USD Unhedged Index (I06674US) (reflects no deduction for fees, expenses or taxes) | 3.17% | 3.05% |
| ICE BofA Current 3-Year US Treasury Index (reflects no deduction for fees, expenses or taxes) | 2.99% | 2.86% |
| ICE US Treasury Code Bond Index (reflects no deduction for fees, expenses or taxes) | 0.70% | 1.11% |

After-tax returns are calculated using the historical highest individual federal marginal income tax rates and do not reflect the impact of state and local taxes. In certain cases, the figure representing “Return after Taxes on Distributions and Sale of Fund Shares” may be higher than the other return figures for the same period, since a higher after-tax return results when a capital loss occurs upon redemption and provides an assumed tax deduction that benefits the investor. Actual after-tax returns depend on an investor’s tax situation and may differ from those shown, and after-tax returns shown are not relevant to investors who hold their Fund Shares through tax-deferred arrangements, such as 401(k) plans or individual retirement accounts.

Management

Investment Adviser

F/m Investments LLC serves as the investment adviser.

Portfolio Managers

| Team Member | Primary Titles | Start Date with the F/m UST 3Y Note Fund |
|--------------------|--|---|
| Peter Baden | Managing Director, Director of Fixed Income Strategy | in March 2023 |
| Alexander Morris | Chief Executive Officer | in March 2023 |
| Marcin Zdunek | Managing Director, Head of Capital Markets and Portfolio Manager | in March 2023 |

Purchase and Sale of F/m UST 3Y Note Fund Shares

Shares are listed on the Exchange, and investors can only buy and sell Shares through brokers or dealers at market prices, rather than NAV. Because Shares trade at market prices rather than NAV, Shares may trade at a price greater than NAV (premium) or less than NAV (discount). An investor may incur costs attributable to the difference between the highest price a buyer is willing to pay to purchase Shares (bid) and the lowest price a seller is willing to accept for Shares (ask) when buying or selling Shares in the secondary market (the “bid-ask spread”). Recent information, including information on the Fund’s NAV, market price, premiums and discounts, and bid-ask spreads, is provided at www.fminvest.com.

The Fund issues and redeems Shares at NAV only in large blocks known as “Creation Units,” which only Aps (typically, broker-dealers) may purchase or redeem. The Fund generally issues and redeems Creation Units in exchange for a portfolio of securities closely approximating the holdings of the Fund (the “Deposit Securities”) and/or a designated amount of U.S. cash.

Tax Information

The Fund distributions are generally taxable as ordinary income, qualified dividend income, or capital gains (or a combination), unless your investment is made through an individual retirement account (“IRA”) or other tax-advantaged account. Distributions on investments made through tax-deferred arrangements may be taxed later upon withdrawal of assets from those accounts. Certain states and localities may exempt distributions from tax when attributable to interest from U.S. federal government obligations. Please consult your personal tax advisor.

Financial Intermediary Compensation

If you purchase Shares through a broker-dealer or other financial intermediary (such as a bank) (an “Intermediary”), the Fund’s Adviser or its affiliates may pay Intermediaries for certain activities related to the Fund, including participation in activities that are designed to make Intermediaries more knowledgeable about exchange traded products, including the Fund, or for other activities, such as marketing, educational training or other initiatives related to the sale or promotion of Shares. These payments may create a conflict of interest by influencing the Intermediary and your salesperson to recommend the Fund over another investment. Any such arrangements do not result in increased Fund expenses. Ask your salesperson or visit the Intermediary’s website for more information.

SUMMARY SECTION – F/m US Treasury 2 Year Note ETF

Investment Objective

The investment objective of the F/m US Treasury 2 Year Note ETF (the “F/m UST 2Y Note Fund” or the “Fund”) is to seek investment results that correspond (before fees and expenses) generally to the price and yield performance of the Bloomberg US Treasury Bellwether 2Y Total Return USD Unhedged Index (BTB2TRUU) (the “Underlying Index”).

Fees and Expenses

This table describes the fees and expenses that you may pay if you buy, hold, and sell shares of the Fund (“Shares”). You may pay other fees, such as brokerage commissions and other fees to financial intermediaries when purchasing or selling Fund Shares, which are not reflected in the tables and examples below.

Annual Fund Operating Expenses (expenses that you pay each year as a percentage of the value of your investment):

| | |
|--------------------------------------|-------|
| Management Fees | 0.15% |
| Distribution (12b-1) Fees | None |
| Other Expenses | None |
| Total Annual Fund Operating Expenses | 0.15% |

Example

This Example is intended to help you compare the cost of investing in the Fund with the cost of investing in other funds. The Example assumes that you invest \$10,000 in the Fund for the time periods indicated and then hold or redeem all of your Shares at the end of those periods. The Example also assumes that: (1) your investment has a 5% return each year, and (2) the Fund’s operating expenses remain the same. Although your actual costs may be higher or lower, based on these assumptions your costs would be:

| <u>1 Year</u> | <u>3 Years</u> | <u>5 Years</u> | <u>10 Years</u> |
|---------------|----------------|----------------|-----------------|
| \$15 | \$48 | \$85 | \$192 |

Portfolio Turnover

The Fund pays transaction costs, such as commissions, when it buys and sells securities (or “turns over” its portfolio). A higher portfolio turnover rate may indicate higher transaction costs and may result in higher taxes when Fund Shares are held in a taxable account. These costs, which are not reflected in annual fund operating expenses or in the example, affect the Fund’s performance. Portfolio turnover rates may vary from year-to-year, as well as within a year. For the fiscal year ended August 31, 2025, the Fund’s portfolio turnover rate was 1,301% of the average value of its portfolio.

Principal Investment Strategies

The Fund is a passively-managed exchange-traded fund (“ETF”) that seeks investment results, before fees and expenses, that correspond generally to the price and yield performance of the Underlying Index. Under normal market conditions, F/m Investments LLC (the “Adviser”) seeks to achieve the Fund’s investment objective by investing at least 80% of the Fund’s net assets (plus any borrowings for investment purposes) in the component securities of the Underlying Index, provided, however, that in the event that the most recently auctioned outstanding US Treasury Note that matures closest to, but not beyond, 2 years from the rebalancing date is not included in the Underlying Index, then the Fund will invest at least 80% of its net assets (plus any borrowings for investment purposes) in the most recently auctioned outstanding US Treasury Note that matures closest to, but not beyond, 2 years from the rebalancing date.

The Underlying Index

The Underlying Index was established by Bloomberg Finance L.P. (the “Index Provider”) with history backfilled to January 1, 1981. It tracks the most recent or “on-the-run” (“OTR”) 2 Year US Treasury security and is rebalanced on the last day of each month. The Index Provider constructs a single hypothetical security that mirrors the terms, conditions, and pricing of the most recent US Treasury security issued by the U.S. government for the 2 Year issue. The hypothetical security is rolled to the new OTR Treasury security on the day after the treasury auction. On each day of the month, the hypothetical treasury is priced daily as per the OTR Treasury security it holds.

The Underlying Index is calculated and administered by the Index Provider, which is not affiliated with the Fund or the Adviser. Additional information regarding the Underlying Index is available at <https://assets.bbhub.io/professional/sites/27/Bloomberg-Index-Publications-US-Treasury-Bellwether-Indices-20241217.pdf>.

The Fund's investment strategy is to pursue its investment objective. The Fund generally may invest up to 20% of its total assets in securities or other investments not included in the Underlying Index, but which the Adviser believes will help the Fund track the Underlying Index.

The Fund may invest in securities of other affiliated and unaffiliated exchange-traded funds (each, an "ETF") registered under the Investment Company Act of 1940, as amended (the "1940 Act"), that invest primarily in Fund eligible investments (collectively, "Underlying Funds") to the extent permitted by applicable law and subject to certain restrictions.

The Fund may also seek to increase its income by lending securities. These loans will be secured by collateral (consisting of cash, U.S. government securities, or irrevocable letters of credit) maintained in an amount equal to at least 100% of the market value, determined daily, of the loaned securities. Cash collateral received by the Fund in connection with its lending of portfolio securities will be invested in short-term investments, including money market funds.

The Fund may enter into reverse repurchase agreements in amounts not exceeding one-third of the Fund's total assets (including the amount borrowed).

The Fund has elected to be, and intends to continue to qualify each year for treatment as, a regulated investment company ("RIC") under Subchapter M of Subtitle A, Chapter 1, of the Internal Revenue Code of 1986, as amended (the "Code").

Principal Investment Risks

The value of the Fund's investments may decrease, which will cause the value of the Fund's Shares to decrease. As a result, you may lose money on your investment in the Fund, and there can be no assurance that the Fund will achieve its investment objective. The Fund's principal risks are presented in alphabetical order to facilitate finding particular risks and comparing them with other funds. Each risk summarized below is considered a "principal risk" of investing in the Fund, regardless of the order in which it appears. Different risks may be more significant at different times depending on market conditions or other factors.

- **Affiliated Fund Risk.** Affiliated fund risk is the risk that the Adviser may select investments for the Fund based on its own financial interests or other business considerations rather than the Fund's interests. The Adviser may be subject to potential conflicts of interest in selecting the Underlying Funds because the Underlying Funds pay an advisory fee to the Adviser based on their assets, the fees paid to the Adviser by some affiliated Underlying Funds may be higher than other Underlying Funds or the Underlying Funds may be in need of assets to enhance their appeal to other investors, liquidity and trading and/or to enable them to carry out their investment strategies. However, the Adviser is a fiduciary to the Fund and is legally obligated to act in the Fund's best interest when selecting Underlying Funds.
- **Concentration Risk.** The Fund may be susceptible to an increased risk of loss, including losses due to adverse events that affect the Fund's investments more than the market as a whole, to the extent that the Fund's investments are concentrated in a particular issue, issuer or issuers, country, market segment, or asset class.
- **Cyber Security Risk.** Cyber security risk is the risk of an unauthorized breach and access to the Fund's assets, Fund or customer data (including private shareholder information), or proprietary information, or the risk of an incident occurring that causes the Fund, the Adviser, custodian, transfer agent, distributor and other service providers and financial intermediaries to suffer data breaches, data corruption or lose operational functionality or prevent the Fund's investors from purchasing, redeeming or exchanging shares or receiving distributions. The use of artificial intelligence and machine learning could exacerbate these risks. The Fund and the Adviser have limited ability to prevent or mitigate cyber security incidents affecting third-party service providers, and such third-party service providers may have limited indemnification obligations to the Fund or the Adviser. Successful cyber-attacks or other cyber-failures or events affecting the Fund or its service providers may adversely impact and cause financial losses to the Fund or its shareholders. Issuers of securities in which the Fund invests are also subject to cyber security risks, and the value of these securities could decline if the issuers experience cyber-attacks or other cyber-failures.
- **Duration Risk.** Duration is a measure of the price sensitivity of a debt security or portfolio to interest rate changes. Duration risk is the risk that longer-duration debt securities will be more volatile and thus more likely to decline in price, and to a greater extent, in a rising interest rate environment than shorter-duration debt securities.

- **ETF Risk.** The Fund is an ETF, and, as a result of an ETF's structure, it is exposed to the following risks:
 - *Authorized Participants, Market Makers and Liquidity Providers Concentration Risk.* Only an authorized participant ("AP") may engage in creation or redemption transactions directly with the Fund. The Fund has a limited number of financial institutions that are institutional investors and may act as AP. In addition, there may be a limited number of market makers and/or liquidity providers in the marketplace. To the extent either of the following events occur, Fund Shares may trade at a material discount to net asset value ("NAV") and possibly face delisting: (i) APs exit the business or otherwise become unable to process creation and/or redemption orders and no other APs step forward to perform these services, or (ii) market makers and/or liquidity providers exit the business or significantly reduce their business activities and no other entities step forward to perform their functions. These events, among others, may lead to the Fund Shares trading at a premium or discount to NAV. Thus, you may pay more (or less) than the NAV when you buy Shares of the Fund in the secondary market, and you may receive less (or more) than NAV when you sell those Shares in the secondary market. A diminished market for an ETF's shares substantially increases the risk that a shareholder may pay considerably more or receive significantly less than the underlying value of the ETF shares bought or sold. In periods of market volatility, APs, market makers and/or liquidity providers may be less willing to transact in Fund Shares.
 - *Secondary Market Trading Risk.* Although Shares are listed on a national securities exchange, The Nasdaq Stock Market, LLC (the "Exchange"), and may be traded on U.S. exchanges other than the Exchange, there can be no assurance that an active or liquid trading market for them will develop or be maintained. In addition, trading in Shares on the Exchange may be halted. During periods of market stress, there may be times when the market price of Shares is more than the NAV intra-day (premium) or less than the NAV intra-day (discount). This risk is heightened in times of market volatility or periods of steep market declines.
 - *Shares May Trade at Prices Other Than NAV Risk.* As with all ETFs, Shares may be bought and sold in the secondary market at market prices. Although it is expected that the market price of Shares will approximate the Fund's NAV, there may be times when the market price of Shares is more than the NAV intra-day (premium) or less than the NAV intra-day (discount). This risk is heightened in times of market volatility or periods of steep market declines.
- **Fixed-Income Market Risk.** The market value of a fixed-income security may decline due to general market conditions that are not specifically related to a particular issuer, such as real or perceived adverse economic conditions, changes in the outlook for corporate earnings, changes in interest or currency rates or adverse investor sentiment generally. The fixed-income securities market can be susceptible to increases in volatility and decreases in liquidity. Liquidity can decline unpredictably in response to overall economic conditions or credit tightening. Increases in volatility and decreases in liquidity may be caused by a rise in interest rates (or the expectation of a rise in interest rates). An unexpected increase in Fund redemption requests, including requests from shareholders who may own a significant percentage of the Fund's Shares, which may be triggered by market turmoil or an increase in interest rates, could cause the Fund to sell its holdings at a loss or at undesirable prices and adversely affect the Fund's share price and increase the Fund's liquidity risk, Fund expenses and/or taxable distributions.
- **High Portfolio Turnover Risk.** In seeking to track the Underlying Index, the Fund may incur relatively high portfolio turnover. The active and frequent trading of the Fund's portfolio securities may result in increased transaction costs to the Fund, including brokerage commissions, dealer mark-ups and other transaction costs, which could reduce the Fund's return.
- **Income Risk.** The Fund's income may decline if interest rates fall. This decline in income can occur because the Fund may subsequently invest in lower yielding bonds as bonds in its portfolio mature, are near maturity or are called, bonds in the Underlying Index are substituted, or the Fund otherwise needs to purchase additional bonds.
- **Index-Related Risk.** There is no guarantee that the Fund's investment results will have a high degree of correlation to those of the Underlying Index or that the Fund will achieve its investment objective. Market disruptions and regulatory restrictions could have an adverse effect on the Fund's ability to adjust its exposure to the required levels in order to track the Underlying Index. Errors in index data, index computations or the construction of the Underlying Index in accordance with its methodology may occur from time to time and may not be identified and corrected by the Index Provider for a period of time or at all, which may have an adverse impact on the Fund and its shareholders. Unusual market conditions may cause the Index Provider to postpone a scheduled rebalance, which could cause the Underlying Index to vary from its normal or expected composition.
- **Interest Rate Risk.** Interest rate risk is the risk of losses attributable to changes in interest rates. In general, if prevailing interest rates rise, the values of debt instruments tend to fall, and if interest rates fall, the values of debt instruments tend to rise. Changes in the value of a debt instrument usually will not affect the amount of income the Fund receives from it but

will generally affect the value of your investment in the Fund. Changes in interest rates may also affect the liquidity of the Fund's investments in debt instruments. In general, the longer the maturity or duration of a debt instrument, the greater its sensitivity to changes in interest rates. Interest rate declines also may increase prepayments of debt obligations, which, in turn, would increase prepayment risk. Very low or negative interest rates may impact the Fund's yield and may increase the risk that, if followed by rising interest rates, the Fund's performance will be negatively impacted. The Fund is subject to the risk that the income generated by its investments may not keep pace with inflation. Actions by governments and central banking authorities can result in increases or decreases in interest rates. Such actions may negatively affect the value of debt instruments held by the Fund, resulting in a negative impact on the Fund's performance and NAV. Any interest rate increases could cause the value of the Fund's investments in debt instruments to decrease. Rising interest rates may prompt redemptions from the Fund, which may force the Fund to sell investments at a time when it is not advantageous to do so, which could result in losses.

- **Market Risk.** The trading prices of securities and other instruments fluctuate in response to a variety of factors. The Fund's NAV and market price may fluctuate significantly in response to these and other factors including economic, political, financial, public health crises (such as epidemics or pandemics) or other disruptive events (whether real, expected or perceived) in the U.S. and global markets. As a result, an investor could lose money over short or long periods of time.
- **Operational Risk.** The Fund is exposed to operational risks arising from a number of factors, including, but not limited to, human error, processing and communication errors, errors of the Fund's service providers, counterparties, or other third parties, failed or inadequate processes or technology or systems failures. The Fund and the Adviser seek to reduce these operational risks through controls and procedures. However, these measures do not address every possible risk and may be inadequate to address significant operational risks.
- **Passive Investment Risk.** The Fund is not actively managed and may be affected by a general decline in market segments related to the Underlying Index. The Fund invests in securities included in, or representative of, the Underlying Index, regardless of their investment merits. The Fund generally does not attempt to invest the Fund's assets in defensive positions under any market conditions, including declining markets.
- **Reinvestment Risk.** Reinvestment risk is the risk that income from the Fund's portfolio will decline if and when the Fund reinvests the proceeds from the disposition of its portfolio securities at market interest rates that are below the portfolio's current earnings rate. A decline in income could negatively affect the market price of the Shares.
- **Reverse Repurchase Agreements Risk.** Reverse repurchase agreements are a form of secured borrowing and subject the Fund to the risks associated with leverage, including exposure to potential gains and losses in excess of the amount invested, resulting in an increase in the speculative character of the Fund's outstanding shares. Reverse repurchase agreements involve the risk that the investment return earned by the Fund (from the investment of the proceeds) will be less than the interest expense of the transaction, that the market value of the securities sold by the Fund will decline below the price the Fund is obligated to pay to repurchase the securities, and that the other party may fail to return the securities in a timely manner or at all.
- **Risk of Investing in the United States.** Certain changes in the United States economy, such as when the economy weakens or when its financial markets decline, may have an adverse effect on the securities to which the Fund has exposure.
- **Securities Lending Risk.** The Fund may lend portfolio securities to institutions, such as certain broker dealers. The Fund may experience a loss or delay in the recovery of its securities if the borrowing institution breaches its agreement with the Fund.
- **Tracking Error Risk.** The Fund may be subject to tracking error, which is the divergence of the Fund's performance from that of the Underlying Index. Tracking error may occur because of differences between the securities and other instruments held in the Fund's portfolio and those included in the Underlying Index, pricing differences, transaction costs incurred by the Fund, the Fund's holding of uninvested cash, differences in timing of the accrual of or the valuation of distributions, the requirements to maintain pass-through tax treatment, portfolio transactions carried out to minimize the distribution of capital gains to shareholders, acceptance of custom baskets, changes to the Underlying Index or the costs to the Fund of complying with various new or existing regulatory requirements. This risk may be heightened during times of increased market volatility or other unusual market conditions. Tracking error also may result because the Fund incurs fees and expenses, while the Underlying Index does not.

- **U.S. Government Obligations Risk.** While U.S. Treasury obligations are backed by the “full faith and credit” of the U.S. government, such securities are nonetheless subject to credit risk (i.e., the risk that the U.S. government may be, or be perceived to be, unable or unwilling to honor its financial obligations, such as making payments). Securities issued or guaranteed by federal agencies or authorities and U.S. government-sponsored instrumentalities or enterprises may or may not be backed by the full faith and credit of the U.S. government.

Performance Information: The bar chart and performance table illustrate the risks and volatility of an investment in the Fund. The bar chart shows the performance of the Fund from year to year. The table illustrates how the Fund’s average annual total returns for the one-year and since-inception periods compare with those of a broad measure of market performance and another benchmark with similar portfolio characteristics to the Fund. Past performance, both before and after taxes, does not necessarily indicate how the Fund will perform in the future. Updated performance information is available online at www.fminvest.com.

Total Returns for the Calendar Years Ended December 31



Best Quarter: 2.84% in the quarter ended September 30, 2024

Worst Quarter: -0.92% in the quarter ended June 30, 2023

The Fund’s year-to-date total return for the three months ended September 30, 2025 was 3.71%.

PERFORMANCE TABLE

(Average annual total returns for the periods ended December 31, 2024)

| F/m UST 2Y Note Fund | 1 Year | Since Inception, August 8, 2022 |
|--|---------------|--|
| Return Before Taxes | 3.72% | 2.59% |
| Return After Taxes on Distributions | 1.95% | 0.89% |
| Return After Taxes on Distributions and Sale of Fund Shares | 2.18% | 1.25% |
| Bloomberg US Treasury Bellwether 2Y Total Return USD Unhedged Index (BTB2TRUU) (reflects no deduction for fees, expenses or taxes) | 3.79% | 2.72% |
| ICE BofA Current 2-Year US Treasury Total Return Index (reflects no deduction for fees, expenses or taxes) | 3.74% | 2.60% |
| ICE US Treasury Code Bond Index (reflects no deduction for fees, expenses or taxes) | 0.70% | -0.14% |

After-tax returns are calculated using the historical highest individual federal marginal income tax rates and do not reflect the impact of state and local taxes. In certain cases, the figure representing “Return after Taxes on Distributions and Sale of Fund Shares” may be higher than the other return figures for the same period, since a higher after-tax return results when a capital loss occurs upon redemption and provides an assumed tax deduction that benefits the investor. Actual after-tax returns depend on an investor’s tax situation and may differ from those shown, and after-tax returns shown are not relevant to investors who hold their Fund Shares through tax-deferred arrangements, such as 401(k) plans or individual retirement accounts.

Management

Investment Adviser

F/m Investments LLC serves as the investment adviser.

Portfolio Managers

| Team Member | Primary Titles | Start Date with the F/m UST 2Y Note Fund |
|------------------|--|--|
| Peter Baden | Managing Director, Director of Fixed Income Strategy | Inception in August 2022 |
| Alexander Morris | Chief Executive Officer | Inception in August 2022 |
| Marcin Zdunek | Managing Director, Head of Capital Markets and Portfolio Manager | in December 2022 |

Purchase and Sale of F/m UST 2Y Note Fund Shares

Shares are listed on the Exchange, and investors can only buy and sell Shares through brokers or dealers at market prices, rather than NAV. Because Shares trade at market prices rather than NAV, Shares may trade at a price greater than NAV (premium) or less than NAV (discount). An investor may incur costs attributable to the difference between the highest price a buyer is willing to pay to purchase Shares (bid) and the lowest price a seller is willing to accept for Shares (ask) when buying or selling Shares in the secondary market (the “bid-ask spread”). Recent information, including information on the Fund’s NAV, market price, premiums and discounts, and bid-ask spreads, is available on the Fund’s website at www.fminvest.com.

The Fund issues and redeems Shares at NAV only in large blocks known as “Creation Units,” which only APs (typically, broker-dealers) may purchase or redeem. The Fund generally issues and redeems Creation Units in exchange for a portfolio of securities closely approximating the holdings of the Fund (the “Deposit Securities”) and/or a designated amount of U.S. cash.

Tax Information

The Fund distributions are generally taxable as ordinary income, qualified dividend income, or capital gains (or a combination), unless your investment is made through an individual retirement account (“IRA”) or other tax-advantaged account. Distributions on investments made through tax-deferred arrangements may be taxed later upon withdrawal of assets from those accounts. Certain states and localities may exempt distributions from tax when attributable to interest from U.S. federal government obligations. Please consult your personal tax advisor.

Financial Intermediary Compensation

If you purchase Shares through a broker-dealer or other financial intermediary (such as a bank) (an “Intermediary”), the Fund’s Adviser or its affiliates may pay Intermediaries for certain activities related to the Fund, including participation in activities that are designed to make Intermediaries more knowledgeable about exchange traded products, including the Fund, or for other activities, such as marketing, educational training or other initiatives related to the sale or promotion of Shares. These payments may create a conflict of interest by influencing the Intermediary and your salesperson to recommend the Fund over another investment. Any such arrangements do not result in increased Fund expenses. Ask your salesperson or visit the Intermediary’s website for more information.

SUMMARY SECTION – F/m US Treasury 12 Month Bill ETF

Investment Objective

The investment objective of the F/m US Treasury 12 Month Bill ETF (the “F/m UST 12M Bill Fund” or the “Fund”) is to seek investment results that correspond (before fees and expenses) generally to the price and yield performance of the Bloomberg US Treasury Bellwether 1Y Total Return USD Unhedged Index (I01061US) (the “Underlying Index”).

Fees and Expenses

This table describes the fees and expenses that you may pay if you buy, hold, and sell shares of the Fund (“Shares”). You may pay other fees, such as brokerage commissions and other fees to financial intermediaries when purchasing or selling Fund Shares, which are not reflected in the tables and examples below.

Annual Fund Operating Expenses (expenses that you pay each year as a percentage of the value of your investment):

| | |
|--------------------------------------|-------|
| Management Fees | 0.15% |
| Distribution (12b-1) Fees | None |
| Other Expenses | None |
| Total Annual Fund Operating Expenses | 0.15% |

Example

This Example is intended to help you compare the cost of investing in the Fund with the cost of investing in other funds. The Example assumes that you invest \$10,000 in the Fund for the time periods indicated and then hold or redeem all of your Shares at the end of those periods. The Example also assumes that: (1) your investment has a 5% return each year, and (2) the Fund’s operating expenses remain the same. Although your actual costs may be higher or lower, based on these assumptions your costs would be:

| <u>1 Year</u> | <u>3 Years</u> | <u>5 Years</u> | <u>10 Years</u> |
|---------------|----------------|----------------|-----------------|
| \$15 | \$48 | \$85 | \$192 |

Portfolio Turnover

The Fund pays transaction costs, such as commissions, when it buys and sells securities (or “turns over” its portfolio). A higher portfolio turnover rate may indicate higher transaction costs and may result in higher taxes when Fund Shares are held in a taxable account. These costs, which are not reflected in annual fund operating expenses or in the example, affect the Fund’s performance. Portfolio turnover rates may vary from year-to-year, as well as within a year. For the fiscal year ended August 31, 2025, the Fund’s portfolio turnover rate was 0% of the average value of its portfolio. In accordance with industry practice, derivative instruments and instruments with a maturity of one year or less at the time of acquisition are excluded from the calculation of the portfolio turnover rate, which leads to the 0% portfolio turnover rate reported above. If those instruments were included in the calculation, the Fund would have a high portfolio turnover rate.

Principal Investment Strategies

The Fund is a passively-managed exchange-traded fund (“ETF”) that seeks investment results, before fees and expenses, that correspond generally to the price and yield performance of the Underlying Index. Under normal market conditions, F/m Investments LLC (the “Adviser”) seeks to achieve the Fund’s investment objective by investing at least 80% of the Fund’s net assets (plus any borrowings for investment purposes) in the component securities of the Underlying Index, provided, however, that in the event that the most recently auctioned outstanding US Treasury Bill that matures closest to, but not beyond, 1 year from the rebalancing date is not included in the Underlying Index, then the Fund will invest at least 80% of its net assets (plus any borrowings for investment purposes) in the most recently auctioned outstanding US Treasury Bill that matures closest to, but not beyond, 1 year from the rebalancing date.

The Underlying Index

The Underlying Index was established by Bloomberg Finance L.P. (the “Index Provider”) with history backfilled to January 1, 1981. It tracks the most recent or “on-the-run” (“OTR”) 12 Month US Treasury security and is rebalanced on the last day of each month. The Index Provider constructs a single hypothetical security that mirrors the terms, conditions, and pricing of the most recent US Treasury

security issued by the U.S. government for the 12 Month issue. The hypothetical security is rolled to the new OTR Treasury security on the day after the treasury auction. On each day of the month, the hypothetical treasury is priced daily as per the OTR Treasury security it holds.

The Underlying Index is calculated and administered by the Index Provider, which is not affiliated with the Fund or the Adviser. Additional information regarding the Underlying Index is available at <https://assets.bbhub.io/professional/sites/27/Bloomberg-Index-Publications-US-Treasury-Bellwether-Indices-20241217.pdf>.

The Fund's investment strategy is to pursue its investment objective. The Fund generally may invest up to 20% of its total assets in securities or other investments not included in the Underlying Index, but which the Adviser believes will help the Fund track the Underlying Index.

The Fund may invest in securities of other affiliated and unaffiliated exchange-traded funds (each, an "ETF") registered under the Investment Company Act of 1940, as amended (the "1940 Act"), that invest primarily in Fund eligible investments (collectively, "Underlying Funds") to the extent permitted by applicable law and subject to certain restrictions.

The Fund may also seek to increase its income by lending securities. These loans will be secured by collateral (consisting of cash, U.S. government securities, or irrevocable letters of credit) maintained in an amount equal to at least 100% of the market value, determined daily, of the loaned securities. Cash collateral received by the Fund in connection with its lending of portfolio securities will be invested in short-term investments, including money market funds.

The Fund may enter into reverse repurchase agreements in amounts not exceeding one-third of the Fund's total assets (including the amount borrowed).

The Fund has elected to be, and intends to continue to qualify each year for treatment as, a regulated investment company ("RIC") under Subchapter M of Subtitle A, Chapter 1, of the Internal Revenue Code of 1986, as amended (the "Code").

Principal Investment Risks

The value of the Fund's investments may decrease, which will cause the value of the Fund's Shares to decrease. As a result, you may lose money on your investment in the Fund, and there can be no assurance that the Fund will achieve its investment objective. The Fund's principal risks are presented in alphabetical order to facilitate finding particular risks and comparing them with other funds. Each risk summarized below is considered a "principal risk" of investing in the Fund, regardless of the order in which it appears. Different risks may be more significant at different times depending on market conditions or other factors.

- **Affiliated Fund Risk.** Affiliated fund risk is the risk that the Adviser may select investments for the Fund based on its own financial interests or other business considerations rather than the Fund's interests. The Adviser may be subject to potential conflicts of interest in selecting the Underlying Funds because the Underlying Funds pay an advisory fee to the Adviser based on their assets, the fees paid to the Adviser by some affiliated Underlying Funds may be higher than other Underlying Funds or the Underlying Funds may be in need of assets to enhance their appeal to other investors, liquidity and trading and/or to enable them to carry out their investment strategies. However, the Adviser is a fiduciary to the Fund and is legally obligated to act in the Fund's best interest when selecting Underlying Funds.
- **Concentration Risk.** The Fund may be susceptible to an increased risk of loss, including losses due to adverse events that affect the Fund's investments more than the market as a whole, to the extent that the Fund's investments are concentrated in a particular issue, issuer or issuers, country, market segment, or asset class.
- **Cyber Security Risk.** Cyber security risk is the risk of an unauthorized breach and access to the Fund's assets, Fund or customer data (including private shareholder information), or proprietary information, or the risk of an incident occurring that causes the Fund, the Adviser, custodian, transfer agent, distributor and other service providers and financial intermediaries to suffer data breaches, data corruption or lose operational functionality or prevent the Fund's investors from purchasing, redeeming or exchanging shares or receiving distributions. The use of artificial intelligence and machine learning could exacerbate these risks. The Fund and the Adviser have limited ability to prevent or mitigate cyber security incidents affecting third-party service providers, and such third-party service providers may have limited indemnification obligations to the Fund or the Adviser. Successful cyber-attacks or other cyber-failures or events affecting the Fund or its service providers may adversely impact and cause financial losses to the Fund or its shareholders. Issuers of securities in which the Fund invests are also subject to cyber security risks, and the value of these securities could decline if the issuers experience cyber-attacks or other cyber-failures.

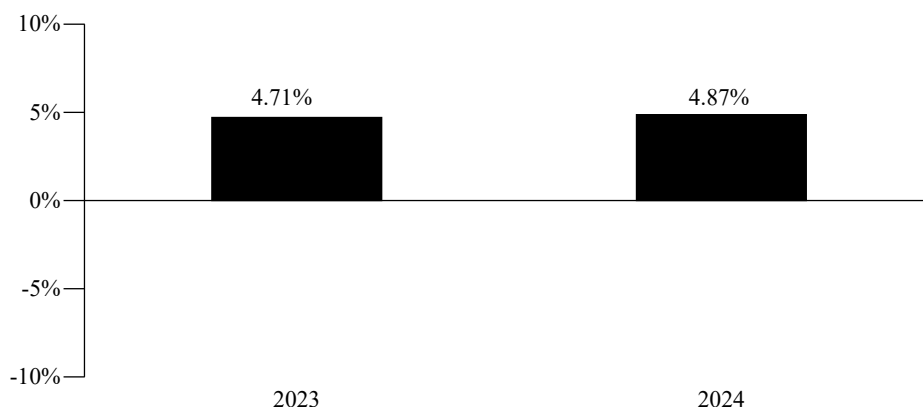
- **Duration Risk.** Duration is a measure of the price sensitivity of a debt security or portfolio to interest rate changes. Duration risk is the risk that longer-duration debt securities will be more volatile and thus more likely to decline in price, and to a greater extent, in a rising interest rate environment than shorter-duration debt securities.
- **ETF Risk.** The Fund is an ETF, and, as a result of an ETF's structure, it is exposed to the following risks:
 - *Authorized Participants, Market Makers and Liquidity Providers Concentration Risk.* Only an authorized participant ("AP") may engage in creation or redemption transactions directly with the Funds. The Fund has a limited number of financial institutions that are institutional investors and may act as APs. In addition, there may be a limited number of market makers and/or liquidity providers in the marketplace. To the extent either of the following events occur, Fund Shares may trade at a material discount to net asset value ("NAV") and possibly face delisting: (i) APs exit the business or otherwise become unable to process creation and/or redemption orders and no other APs step forward to perform these services, or (ii) market makers and/or liquidity providers exit the business or significantly reduce their business activities and no other entities step forward to perform their functions. These events, among others, may lead to the Fund Shares trading at a premium or discount to NAV. Thus, you may pay more (or less) than the NAV when you buy Shares of the Fund in the secondary market, and you may receive less (or more) than NAV when you sell those Shares in the secondary market. A diminished market for an ETF's shares substantially increases the risk that a shareholder may pay considerably more or receive significantly less than the underlying value of the ETF shares bought or sold. In periods of market volatility, APs, market makers and/or liquidity providers may be less willing to transact in Fund Shares.
 - *Secondary Market Trading Risk.* Although Shares are listed on a national securities exchange, The Nasdaq Stock Market, LLC (the "Exchange"), and may be traded on U.S. exchanges other than the Exchange, there can be no assurance that an active or liquid trading market for them will develop or be maintained. In addition, trading in Shares on the Exchange may be halted. During periods of market stress, there may be times when the market price of Shares is more than the NAV intra-day (premium) or less than the NAV intra-day (discount). This risk is heightened in times of market volatility or periods of steep market declines.
 - *Shares May Trade at Prices Other Than NAV Risk.* As with all ETFs, Shares may be bought and sold in the secondary market at market prices. Although it is expected that the market price of Shares will approximate the Fund's NAV, there may be times when the market price of Shares is more than the NAV intra-day (premium) or less than the NAV intra-day (discount). This risk is heightened in times of market volatility or periods of steep market declines.
- **Fixed-Income Market Risk.** The market value of a fixed-income security may decline due to general market conditions that are not specifically related to a particular issuer, such as real or perceived adverse economic conditions, changes in the outlook for corporate earnings, changes in interest or currency rates or adverse investor sentiment generally. The fixed-income securities market can be susceptible to increases in volatility and decreases in liquidity. Liquidity can decline unpredictably in response to overall economic conditions or credit tightening. Increases in volatility and decreases in liquidity may be caused by a rise in interest rates (or the expectation of a rise in interest rates). An unexpected increase in Fund redemption requests, including requests from shareholders who may own a significant percentage of the Fund's Shares, which may be triggered by market turmoil or an increase in interest rates, could cause the Fund to sell its holdings at a loss or at undesirable prices and adversely affect the Fund's share price and increase the Fund's liquidity risk, Fund expenses and/or taxable distributions.
- **High Portfolio Turnover Risk.** In seeking to track the Underlying Index, the Fund may incur relatively high portfolio turnover. The active and frequent trading of the Fund's portfolio securities may result in increased transaction costs to the Fund, including brokerage commissions, dealer mark-ups and other transaction costs, which could reduce the Fund's return.
- **Income Risk.** The Fund's income may decline if interest rates fall. This decline in income can occur because the Fund may subsequently invest in lower yielding bonds as bonds in its portfolio mature, are near maturity or are called, bonds in the Underlying Index are substituted, or the Fund otherwise needs to purchase additional bonds.
- **Index-Related Risk.** There is no guarantee that the Fund's investment results will have a high degree of correlation to those of the Underlying Index or that the Fund will achieve its investment objective. Market disruptions and regulatory restrictions could have an adverse effect on the Fund's ability to adjust its exposure to the required levels in order to track the Underlying Index. Errors in index data, index computations or the construction of the Underlying Index in accordance with its methodology may occur from time to time and may not be identified and corrected by the Index Provider for a period of time or at all, which may have an adverse impact on the Fund and its shareholders. Unusual market conditions may cause the Index Provider to postpone a scheduled rebalance, which could cause the Underlying Index to vary from its normal or expected composition.

- **Interest Rate Risk.** Interest rate risk is the risk of losses attributable to changes in interest rates. In general, if prevailing interest rates rise, the values of debt instruments tend to fall, and if interest rates fall, the values of debt instruments tend to rise. Changes in the value of a debt instrument usually will not affect the amount of income the Fund receives from it but will generally affect the value of your investment in the Fund. Changes in interest rates may also affect the liquidity of the Fund's investments in debt instruments. In general, the longer the maturity or duration of a debt instrument, the greater its sensitivity to changes in interest rates. Interest rate declines also may increase prepayments of debt obligations, which, in turn, would increase prepayment risk. Very low or negative interest rates may impact the Fund's yield and may increase the risk that, if followed by rising interest rates, the Fund's performance will be negatively impacted. The Fund is subject to the risk that the income generated by its investments may not keep pace with inflation. Actions by governments and central banking authorities can result in increases or decreases in interest rates. Such actions may negatively affect the value of debt instruments held by the Fund, resulting in a negative impact on the Fund's performance and NAV. Any interest rate increases could cause the value of the Fund's investments in debt instruments to decrease. Rising interest rates may prompt redemptions from the Fund, which may force the Fund to sell investments at a time when it is not advantageous to do so, which could result in losses.
- **Market Risk.** The trading prices of securities and other instruments fluctuate in response to a variety of factors. The Fund's NAV and market price may fluctuate significantly in response to these and other factors including economic, political, financial, public health crises (such as epidemics or pandemics) or other disruptive events (whether real, expected or perceived) in the U.S. and global markets. As a result, an investor could lose money over short or long periods of time.
- **Operational Risk.** The Fund is exposed to operational risks arising from a number of factors, including, but not limited to, human error, processing and communication errors, errors of the Fund's service providers, counterparties, or other third parties, failed or inadequate processes or technology or systems failures. The Fund and the Adviser seek to reduce these operational risks through controls and procedures. However, these measures do not address every possible risk and may be inadequate to address significant operational risks.
- **Passive Investment Risk.** The Fund is not actively managed and may be affected by a general decline in market segments related to the Underlying Index. The Fund invests in securities included in, or representative of, the Underlying Index, regardless of their investment merits. The Fund generally does not attempt to invest the Fund's assets in defensive positions under any market conditions, including declining markets.
- **Reinvestment Risk.** Reinvestment risk is the risk that income from the Fund's portfolio will decline if and when the Fund reinvests the proceeds from the disposition of its portfolio securities at market interest rates that are below the portfolio's current earnings rate. A decline in income could negatively affect the market price of the Shares.
- **Reverse Repurchase Agreements Risk.** Reverse repurchase agreements are a form of secured borrowing and subject the Fund to the risks associated with leverage, including exposure to potential gains and losses in excess of the amount invested, resulting in an increase in the speculative character of the Fund's outstanding shares. Reverse repurchase agreements involve the risk that the investment return earned by the Fund (from the investment of the proceeds) will be less than the interest expense of the transaction, that the market value of the securities sold by the Fund will decline below the price the Fund is obligated to pay to repurchase the securities, and that the other party may fail to return the securities in a timely manner or at all.
- **Risk of Investing in the United States.** Certain changes in the United States economy, such as when the economy weakens or when its financial markets decline, may have an adverse effect on the securities to which the Fund has exposure.
- **Securities Lending Risk.** The Fund may lend portfolio securities to institutions, such as certain broker dealers. The Fund may experience a loss or delay in the recovery of its securities if the borrowing institution breaches its agreement with the Fund.
- **Tracking Error Risk.** The Fund may be subject to tracking error, which is the divergence of the Fund's performance from that of the Underlying Index. Tracking error may occur because of differences between the securities and other instruments held in the Fund's portfolio and those included in the Underlying Index, pricing differences, transaction costs incurred by the Fund, the Fund's holding of uninvested cash, differences in timing of the accrual of or the valuation of distributions, the requirements to maintain pass-through tax treatment, portfolio transactions carried out to minimize the distribution of capital gains to shareholders, acceptance of custom baskets, changes to the Underlying Index or the costs to the Fund of complying with various new or existing regulatory requirements. This risk may be heightened during times of increased market volatility or other unusual market conditions. Tracking error also may result because the Fund incurs fees and expenses, while the Underlying Index does not.

- **U.S. Government Obligations Risk.** While U.S. Treasury obligations are backed by the “full faith and credit” of the U.S. government, such securities are nonetheless subject to credit risk (i.e., the risk that the U.S. government may be, or be perceived to be, unable or unwilling to honor its financial obligations, such as making payments). Securities issued or guaranteed by federal agencies or authorities and U.S. government-sponsored instrumentalities or enterprises may or may not be backed by the full faith and credit of the U.S. government.

Performance Information: The bar chart and performance table illustrate the risks and volatility of an investment in the Fund. The bar chart shows the performance of the Fund from year to year. The table illustrates how the Fund’s average annual total returns for the one-year and since-inception periods compare with those of a broad measure of market performance and another benchmark with similar portfolio characteristics to the Fund. Past performance, both before and after taxes, does not necessarily indicate how the Fund will perform in the future. Updated performance information is available online at www.fminvest.com.

Total Returns for the Calendar Years Ended December 31



Best Quarter: 2.01% in the quarter ended September 30, 2024

Worst Quarter: 0.35% in the quarter ended June 30, 2023

The Fund’s year-to-date total return for the three months ended September 30, 2025 was 3.29%.

PERFORMANCE TABLE

(Average annual total returns for the periods ended December 31, 2024)

| F/m UST 12M Bill Fund | 1 Year | Since Inception, November 14, 2022 |
|--|---------------|---|
| Return Before Taxes | 4.87% | 4.76% |
| Return After Taxes on Distributions | 2.94% | 2.77% |
| Return After Taxes on Distributions and Sale of Fund Shares | 2.86% | 2.78% |
| Bloomberg US Treasury Bellwether 1Y Total Return USD Unhedged Index (I01061US) (reflects no deduction for fees, expenses or taxes) | 5.03% | 5.05% |
| ICE BofA US 1-Year Treasury Bill Total Return Index (reflects no deduction for fees, expenses or taxes) | 4.90% | 4.86% |
| ICE US Treasury Code Bond Index (reflects no deduction for fees, expenses or taxes) | 0.70% | 2.63% |

After-tax returns are calculated using the historical highest individual federal marginal income tax rates and do not reflect the impact of state and local taxes. In certain cases, the figure representing “Return after Taxes on Distributions and Sale of Fund Shares” may be higher than the other return figures for the same period, since a higher after-tax return results when a capital loss occurs upon redemption and provides an assumed tax deduction that benefits the investor. Actual after-tax returns depend on an investor’s tax situation and may differ from those shown, and after-tax returns shown are not relevant to investors who hold their Fund Shares through tax-deferred arrangements, such as 401(k) plans or individual retirement accounts.

Management

Investment Adviser

F/m Investments LLC serves as the investment adviser.

Portfolio Managers

| Team Member | Primary Titles | Start Date with the F/m UST 12M Bill Fund |
|------------------|--|---|
| Peter Baden | Managing Director, Director of Fixed Income Strategy | in November 2022 |
| Alexander Morris | Chief Executive Officer | in November 2022 |
| Marcin Zdunek | Managing Director, Head of Capital Markets and Portfolio Manager | in November 2022 |

Purchase and Sale of F/m UST 12M Bill Fund Shares

Shares are listed on the Exchange, and investors can only buy and sell Shares through brokers or dealers at market prices, rather than NAV. Because Shares trade at market prices rather than NAV, Shares may trade at a price greater than NAV (premium) or less than NAV (discount). An investor may incur costs attributable to the difference between the highest price a buyer is willing to pay to purchase Shares (bid) and the lowest price a seller is willing to accept for Shares (ask) when buying or selling Shares in the secondary market (the “bid-ask spread”). Recent information, including information on the Fund’s NAV, market price, premiums and discounts, and bid-ask spreads, is available on the Fund’s website at www.fminvest.com.

The Fund issues and redeems Shares at NAV only in large blocks known as “Creation Units,” which only APs (typically, broker-dealers) may purchase or redeem. The Fund generally issues and redeems Creation Units in exchange for a portfolio of securities closely approximating the holdings of the Fund (the “Deposit Securities”) and/or a designated amount of U.S. cash.

Tax Information

The Fund distributions are generally taxable as ordinary income, qualified dividend income, or capital gains (or a combination), unless your investment is made through an individual retirement account (“IRA”) or other tax-advantaged account. Distributions on investments made through tax-deferred arrangements may be taxed later upon withdrawal of assets from those accounts. Certain states and localities may exempt distributions from tax when attributable to interest from U.S. federal government obligations. Please consult your personal tax advisor.

Financial Intermediary Compensation

If you purchase Shares through a broker-dealer or other financial intermediary (such as a bank) (an “Intermediary”), the Fund’s Advisor or its affiliates may pay Intermediaries for certain activities related to the Fund, including participation in activities that are designed to make Intermediaries more knowledgeable about exchange traded products, including the Fund, or for other activities, such as marketing, educational training or other initiatives related to the sale or promotion of Shares. These payments may create a conflict of interest by influencing the Intermediary and your salesperson to recommend the Fund over another investment. Any such arrangements do not result in increased Fund expenses. Ask your salesperson or visit the Intermediary’s website for more information.

SUMMARY SECTION – F/m US Treasury 6 Month Bill ETF

Investment Objective

The investment objective of the F/m US Treasury 6 Month Bill ETF (the “F/m UST 6M Bill Fund” or the “Fund”) is to seek investment results that correspond (before fees and expenses) generally to the price and yield performance of the Bloomberg US Treasury Bellwether 6M Total Return USD Unhedged Index (I00088US) (the “Underlying Index”).

Fees and Expenses

This table describes the fees and expenses that you may pay if you buy, hold, and sell shares of the Fund (“Shares”). You may pay other fees, such as brokerage commissions and other fees to financial intermediaries when purchasing or selling Fund Shares, which are not reflected in the tables and examples below.

Annual Fund Operating Expenses (expenses that you pay each year as a percentage of the value of your investment):

| | |
|--------------------------------------|-------|
| Management Fees | 0.15% |
| Distribution (12b-1) Fees | None |
| Other Expenses | None |
| Total Annual Fund Operating Expenses | 0.15% |

Example

This Example is intended to help you compare the cost of investing in the Fund with the cost of investing in other funds. The Example assumes that you invest \$10,000 in the Fund for the time periods indicated and then hold or redeem all of your Shares at the end of those periods. The Example also assumes that: (1) your investment has a 5% return each year, and (2) the Fund’s operating expenses remain the same. Although your actual costs may be higher or lower, based on these assumptions your costs would be:

| <u>1 Year</u> | <u>3 Years</u> | <u>5 Years</u> | <u>10 Years</u> |
|---------------|----------------|----------------|-----------------|
| \$15 | \$48 | \$85 | \$192 |

Portfolio Turnover

The Fund pays transaction costs, such as commissions, when it buys and sells securities (or “turns over” its portfolio). A higher portfolio turnover rate may indicate higher transaction costs and may result in higher taxes when Fund Shares are held in a taxable account. These costs, which are not reflected in annual fund operating expenses or in the example, affect the Fund’s performance. Portfolio turnover rates may vary from year-to-year, as well as within a year. For the fiscal year ended August 31, 2025, the Fund’s portfolio turnover rate was 0% of the average value of its portfolio. In accordance with industry practice, derivative instruments and instruments with a maturity of one year or less at the time of acquisition are excluded from the calculation of the portfolio turnover rate, which leads to the 0% portfolio turnover rate reported above. If those instruments were included in the calculation, the Fund would have a high portfolio turnover rate.

Principal Investment Strategies

The Fund is a passively-managed exchange-traded fund (“ETF”) that seeks investment results, before fees and expenses, that correspond generally to the price and yield performance of the Underlying Index. Under normal market conditions, F/m Investments LLC (the “Adviser”) seeks to achieve the Fund’s investment objective by investing at least 80% of the Fund’s net assets (plus any borrowings for investment purposes) in the component securities of the Underlying Index, provided, however, that in the event that the most recently auctioned outstanding US Treasury Bill that matures closest to, but not beyond, 6 months from the rebalancing date is not included in the Underlying Index, then the Fund will invest at least 80% of its net assets (plus any borrowings for investment purposes) in the most recently auctioned outstanding US Treasury Bill that matures closest to, but not beyond, 6 months from the rebalancing date.

The Underlying Index

The Underlying Index was established by Bloomberg Finance L.P. (the “Index Provider”) with history backfilled to January 1, 1981. It tracks the most recent or “on-the-run” (“OTR”) 6 Month US Treasury security and is rebalanced on the last day of each month. The Index Provider constructs a single hypothetical security that mirrors the terms, conditions, and pricing of the most recent US Treasury

security issued by the U.S. government for the 6 Month issue. The hypothetical security is rolled to the new OTR Treasury security on the day after the treasury auction. On each day of the month, the hypothetical treasury is priced daily as per the OTR Treasury security it holds.

The Underlying Index is calculated and administered by the Index Provider, which is not affiliated with the Fund or the Adviser. Additional information regarding the Underlying Index is available at <https://assets.bbhub.io/professional/sites/27/Bloomberg-Index-Publications-US-Treasury-Bellwether-Indices-20241217.pdf>.

The Fund's investment strategy is to pursue its investment objective. The Fund generally may invest up to 20% of its total assets in securities or other investments not included in the Underlying Index, but which the Adviser believes will help the Fund track the Underlying Index.

The Fund may invest in securities of other affiliated and unaffiliated exchange-traded funds (each, an "ETF") registered under the Investment Company Act of 1940, as amended (the "1940 Act"), that invest primarily in Fund eligible investments (collectively, "Underlying Funds") to the extent permitted by applicable law and subject to certain restrictions.

The Fund may also seek to increase its income by lending securities. These loans will be secured by collateral (consisting of cash, U.S. government securities, or irrevocable letters of credit) maintained in an amount equal to at least 100% of the market value, determined daily, of the loaned securities. Cash collateral received by the Fund in connection with its lending of portfolio securities will be invested in short-term investments, including money market funds.

The Fund may enter into reverse repurchase agreements in amounts not exceeding one-third of the Fund's total assets (including the amount borrowed).

The Fund has elected to be, and intends to continue to qualify each year for treatment as, a regulated investment company ("RIC") under Subchapter M of Subtitle A, Chapter 1, of the Internal Revenue Code of 1986, as amended (the "Code").

Principal Investment Risks

The value of the Fund's investments may decrease, which will cause the value of the Fund's Shares to decrease. As a result, you may lose money on your investment in the Fund, and there can be no assurance that the Fund will achieve its investment objective. The Fund's principal risks are presented in alphabetical order to facilitate finding particular risks and comparing them with other funds. Each risk summarized below is considered a "principal risk" of investing in the Fund, regardless of the order in which it appears. Different risks may be more significant at different times depending on market conditions or other factors.

- **Affiliated Fund Risk.** Affiliated fund risk is the risk that the Adviser may select investments for the Fund based on its own financial interests or other business considerations rather than the Fund's interests. The Adviser may be subject to potential conflicts of interest in selecting the Underlying Funds because the Underlying Funds pay an advisory fee to the Adviser based on their assets, the fees paid to the Adviser by some affiliated Underlying Funds may be higher than other Underlying Funds or the Underlying Funds may be in need of assets to enhance their appeal to other investors, liquidity and trading and/or to enable them to carry out their investment strategies. However, the Adviser is a fiduciary to the Fund and is legally obligated to act in the Fund's best interest when selecting Underlying Funds.
- **Concentration Risk.** The Fund may be susceptible to an increased risk of loss, including losses due to adverse events that affect the Fund's investments more than the market as a whole, to the extent that the Fund's investments are concentrated in a particular issue, issuer or issuers, country, market segment, or asset class.
- **Cyber Security Risk.** Cyber security risk is the risk of an unauthorized breach and access to the Fund's assets, Fund or customer data (including private shareholder information), or proprietary information, or the risk of an incident occurring that causes the Fund, the Adviser, custodian, transfer agent, distributor and other service providers and financial intermediaries to suffer data breaches, data corruption or lose operational functionality or prevent the Fund's investors from purchasing, redeeming or exchanging shares or receiving distributions. The use of artificial intelligence and machine learning could exacerbate these risks. The Fund and the Adviser have limited ability to prevent or mitigate cyber security incidents affecting third-party service providers, and such third-party service providers may have limited indemnification obligations to the Fund or the Adviser. Successful cyber-attacks or other cyber-failures or events affecting the Fund or its service providers may adversely impact and cause financial losses to the Fund or its shareholders. Issuers of securities in which the Fund invests are also subject to cyber security risks, and the value of these securities could decline if the issuers experience cyber-attacks or other cyber-failures.

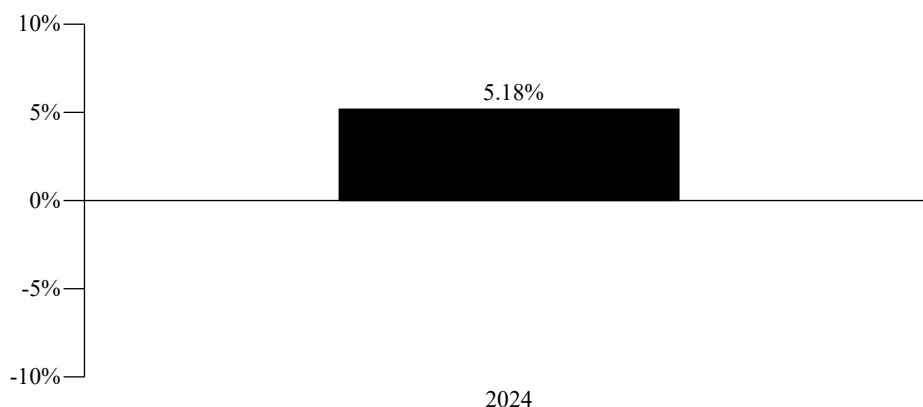
- **Duration Risk.** Duration is a measure of the price sensitivity of a debt security or portfolio to interest rate changes. Duration risk is the risk that longer-duration debt securities will be more volatile and thus more likely to decline in price, and to a greater extent, in a rising interest rate environment than shorter-duration debt securities.
- **ETF Risk.** The Fund is an ETF, and, as a result of an ETF's structure, it is exposed to the following risks:
 - *Authorized Participants, Market Makers and Liquidity Providers Concentration Risk.* Only an authorized participant ("AP") may engage in creation or redemption transactions directly with the Fund. The Fund has a limited number of financial institutions that are institutional investors and may act as APs. In addition, there may be a limited number of market makers and/or liquidity providers in the marketplace. To the extent either of the following events occur, Fund Shares may trade at a material discount to net asset value ("NAV") and possibly face delisting: (i) APs exit the business or otherwise become unable to process creation and/or redemption orders and no other APs step forward to perform these services, or (ii) market makers and/or liquidity providers exit the business or significantly reduce their business activities and no other entities step forward to perform their functions. These events, among others, may lead to the Fund Shares trading at a premium or discount to NAV. Thus, you may pay more (or less) than the NAV when you buy Shares of the Fund in the secondary market, and you may receive less (or more) than NAV when you sell those Shares in the secondary market. A diminished market for an ETF's shares substantially increases the risk that a shareholder may pay considerably more or receive significantly less than the underlying value of the ETF shares bought or sold. In periods of market volatility, APs, market makers and/or liquidity providers may be less willing to transact in Fund Shares.
 - *Secondary Market Trading Risk.* Although Shares are listed on a national securities exchange, The Nasdaq Stock Market, LLC (the "Exchange"), and may be traded on U.S. exchanges other than the Exchange, there can be no assurance that an active or liquid trading market for them will develop or be maintained. In addition, trading in Shares on the Exchange may be halted. During periods of market stress, there may be times when the market price of Shares is more than the NAV intra-day (premium) or less than the NAV intra-day (discount). This risk is heightened in times of market volatility or periods of steep market declines.
 - *Shares May Trade at Prices Other Than NAV Risk.* As with all ETFs, Shares may be bought and sold in the secondary market at market prices. Although it is expected that the market price of Shares will approximate the Fund's NAV, there may be times when the market price of Shares is more than the NAV intra-day (premium) or less than the NAV intra-day (discount). This risk is heightened in times of market volatility or periods of steep market declines.
- **Fixed-Income Market Risk.** The market value of a fixed-income security may decline due to general market conditions that are not specifically related to a particular issuer, such as real or perceived adverse economic conditions, changes in the outlook for corporate earnings, changes in interest or currency rates or adverse investor sentiment generally. The fixed-income securities market can be susceptible to increases in volatility and decreases in liquidity. Liquidity can decline unpredictably in response to overall economic conditions or credit tightening. Increases in volatility and decreases in liquidity may be caused by a rise in interest rates (or the expectation of a rise in interest rates). An unexpected increase in Fund redemption requests, including requests from shareholders who may own a significant percentage of the Fund's Shares, which may be triggered by market turmoil or an increase in interest rates, could cause the Fund to sell its holdings at a loss or at undesirable prices and adversely affect the Fund's share price and increase the Fund's liquidity risk, Fund expenses and/or taxable distributions.
- **High Portfolio Turnover Risk.** In seeking to track the Underlying Index, the Fund may incur relatively high portfolio turnover. The active and frequent trading of the Fund's portfolio securities may result in increased transaction costs to the Fund, including brokerage commissions, dealer mark-ups and other transaction costs, which could reduce the Fund's return.
- **Income Risk.** The Fund's income may decline if interest rates fall. This decline in income can occur because the Fund may subsequently invest in lower yielding bonds as bonds in its portfolio mature, are near maturity or are called, bonds in the Underlying Index are substituted, or the Fund otherwise needs to purchase additional bonds.
- **Index-Related Risk.** There is no guarantee that the Fund's investment results will have a high degree of correlation to those of the Underlying Index or that the Fund will achieve its investment objective. Market disruptions and regulatory restrictions could have an adverse effect on the Fund's ability to adjust its exposure to the required levels in order to track the Underlying Index. Errors in index data, index computations or the construction of the Underlying Index in accordance with its methodology may occur from time to time and may not be identified and corrected by the Index Provider for a period of time or at all, which may have an adverse impact on the Fund and its shareholders. Unusual market conditions may cause the Index Provider to postpone a scheduled rebalance, which could cause the Underlying Index to vary from its normal or expected composition.

- **Interest Rate Risk.** Interest rate risk is the risk of losses attributable to changes in interest rates. In general, if prevailing interest rates rise, the values of debt instruments tend to fall, and if interest rates fall, the values of debt instruments tend to rise. Changes in the value of a debt instrument usually will not affect the amount of income the Fund receives from it but will generally affect the value of your investment in the Fund. Changes in interest rates may also affect the liquidity of the Fund's investments in debt instruments. In general, the longer the maturity or duration of a debt instrument, the greater its sensitivity to changes in interest rates. Interest rate declines also may increase prepayments of debt obligations, which, in turn, would increase prepayment risk. Very low or negative interest rates may impact the Fund's yield and may increase the risk that, if followed by rising interest rates, the Fund's performance will be negatively impacted. The Fund is subject to the risk that the income generated by its investments may not keep pace with inflation. Actions by governments and central banking authorities can result in increases or decreases in interest rates. Such actions may negatively affect the value of debt instruments held by the Fund, resulting in a negative impact on the Fund's performance and NAV. Any interest rate increases could cause the value of the Fund's investments in debt instruments to decrease. Rising interest rates may prompt redemptions from the Fund, which may force the Fund to sell investments at a time when it is not advantageous to do so, which could result in losses.
- **Market Risk.** The trading prices of securities and other instruments fluctuate in response to a variety of factors. The Fund's NAV and market price may fluctuate significantly in response to these and other factors including economic, political, financial, public health crises (such as epidemics or pandemics) or other disruptive events (whether real, expected or perceived) in the U.S. and global markets. As a result, an investor could lose money over short or long periods of time.
- **Operational Risk.** The Fund is exposed to operational risks arising from a number of factors, including, but not limited to, human error, processing and communication errors, errors of the Fund's service providers, counterparties, or other third parties, failed or inadequate processes or technology or systems failures. The Fund and the Adviser seek to reduce these operational risks through controls and procedures. However, these measures do not address every possible risk and may be inadequate to address significant operational risks.
- **Passive Investment Risk.** The Fund is not actively managed and may be affected by a general decline in market segments related to the Underlying Index. The Fund invests in securities included in, or representative of, the Underlying Index, regardless of their investment merits. The Fund generally does not attempt to invest the Fund's assets in defensive positions under any market conditions, including declining markets.
- **Reinvestment Risk.** Reinvestment risk is the risk that income from the Fund's portfolio will decline if and when the Fund reinvests the proceeds from the disposition of its portfolio securities at market interest rates that are below the portfolio's current earnings rate. A decline in income could negatively affect the market price of the Shares.
- **Reverse Repurchase Agreements Risk.** Reverse repurchase agreements are a form of secured borrowing and subject the Fund to the risks associated with leverage, including exposure to potential gains and losses in excess of the amount invested, resulting in an increase in the speculative character of the Fund's outstanding shares. Reverse repurchase agreements involve the risk that the investment return earned by the Fund (from the investment of the proceeds) will be less than the interest expense of the transaction, that the market value of the securities sold by the Fund will decline below the price the Fund is obligated to pay to repurchase the securities, and that the other party may fail to return the securities in a timely manner or at all.
- **Risk of Investing in the United States.** Certain changes in the United States economy, such as when the economy weakens or when its financial markets decline, may have an adverse effect on the securities to which the Fund has exposure.
- **Securities Lending Risk.** The Fund may lend portfolio securities to institutions, such as certain broker dealers. The Fund may experience a loss or delay in the recovery of its securities if the borrowing institution breaches its agreement with the Fund.
- **Tracking Error Risk.** The Fund may be subject to tracking error, which is the divergence of the Fund's performance from that of the Underlying Index. Tracking error may occur because of differences between the securities and other instruments held in the Fund's portfolio and those included in the Underlying Index, pricing differences, transaction costs incurred by the Fund, the Fund's holding of uninvested cash, differences in timing of the accrual of or the valuation of distributions, the requirements to maintain pass-through tax treatment, portfolio transactions carried out to minimize the distribution of capital gains to shareholders, acceptance of custom baskets, changes to the Underlying Index or the costs to the Fund of complying with various new or existing regulatory requirements. This risk may be heightened during times of increased market volatility or other unusual market conditions. Tracking error also may result because the Fund incurs fees and expenses, while the Underlying Index does not.

- **U.S. Government Obligations Risk.** While U.S. Treasury obligations are backed by the “full faith and credit” of the U.S. government, such securities are nonetheless subject to credit risk (i.e., the risk that the U.S. government may be, or be perceived to be, unable or unwilling to honor its financial obligations, such as making payments). Securities issued or guaranteed by federal agencies or authorities and U.S. government-sponsored instrumentalities or enterprises may or may not be backed by the full faith and credit of the U.S. government.

Performance Information: The bar chart and performance table illustrate the risks and volatility of an investment in the Fund. The bar chart shows the performance of the Fund for one year. The table illustrates how the Fund’s average annual total returns for the one-year and since-inception periods compare with those of a broad measure of market performance and another benchmark with similar portfolio characteristics to the Fund. Past performance, both before and after taxes, does not necessarily indicate how the Fund will perform in the future. Updated performance information is available online at www.fminvest.com.

Total Returns for the Calendar Year Ended December 31



Best Quarter: 1.54% in the quarter ended September 30, 2024
Worst Quarter: 1.11% in the quarter ended December 31, 2024

The Fund’s year-to-date total return for the three months ended September 30, 2025 was 3.15%.

PERFORMANCE TABLE

(Average annual total returns for the periods ended December 31, 2024)

| F/m UST 6M Bill Fund | 1 Year | Since Inception March 6, 2023 |
|--|---------------|--|
| Return Before Taxes | 5.18% | 5.21% |
| Return After Taxes on Distributions | 3.10% | 3.07% |
| Return After Taxes on Distributions and Sale of Fund Shares | 3.04% | 3.06% |
| Bloomberg US Treasury Bellwether 6M Total Return USD Unhedged Index (I00088US) (reflects no deduction for fees, expenses or taxes) | 5.42% | 5.44% |
| ICE BofA 6-Month US Treasury Bill Index (reflects no deduction for fees, expenses or taxes) | 5.35% | 5.38% |
| ICE US Treasury Code Bond Index (reflects no deduction for fees, expenses or taxes) | 0.70% | 2.63% |

After-tax returns are calculated using the historical highest individual federal marginal income tax rates and do not reflect the impact of state and local taxes. Actual after-tax returns depend on an investor’s tax situation and may differ from those shown, and after-tax returns shown are not relevant to investors who hold their Fund Shares through tax-deferred arrangements, such as 401(k) plans or individual retirement accounts.

Management

Investment Adviser

F/m Investments LLC serves as the investment adviser.

| Team Member | Primary Titles | Start Date with the F/m UST 6M Bill Fund |
|------------------|--|--|
| Peter Baden | Managing Director, Director of Fixed Income Strategy | in March 2023 |
| Alexander Morris | Chief Investment Officer | in March 2023 |
| Marcin Zdunek | Managing Director, Head of Capital Markets and Portfolio Manager | in March 2023 |

Purchase and Sale of F/m UST 6M Bill Fund Shares

Shares are listed on the Exchange, and investors can only buy and sell Shares through brokers or dealers at market prices, rather than NAV. Because Shares trade at market prices rather than NAV, Shares may trade at a price greater than NAV (premium) or less than NAV (discount). An investor may incur costs attributable to the difference between the highest price a buyer is willing to pay to purchase Shares (bid) and the lowest price a seller is willing to accept for Shares (ask) when buying or selling Shares in the secondary market (the “bid-ask spread”). Recent information, including information on the Fund’s NAV, market price, premiums and discounts, and bid-ask spreads, is available at www.fminvest.com.

The Fund issues and redeems Shares at NAV only in large blocks known as “Creation Units,” which only APs (typically, broker-dealers) may purchase or redeem. The Fund generally issues and redeems Creation Units in exchange for a portfolio of securities closely approximating the holdings of the Fund (the “Deposit Securities”) and/or a designated amount of U.S. cash.

Tax Information

The Fund distributions are generally taxable as ordinary income, qualified dividend income, or capital gains (or a combination), unless your investment is made through an individual retirement account (“IRA”) or other tax-advantaged account. Distributions on investments made through tax-deferred arrangements may be taxed later upon withdrawal of assets from those accounts. Certain states and localities may exempt distributions from tax when attributable to interest from U.S. federal government obligations. Please consult your personal tax advisor.

Financial Intermediary Compensation

If you purchase Shares through a broker-dealer or other financial intermediary (such as a bank) (an “Intermediary”), the Fund’s Adviser or its affiliates may pay Intermediaries for certain activities related to the Fund, including participation in activities that are designed to make Intermediaries more knowledgeable about exchange traded products, including the Fund, or for other activities, such as marketing, educational training or other initiatives related to the sale or promotion of Shares. These payments may create a conflict of interest by influencing the Intermediary and your salesperson to recommend the Fund over another investment. Any such arrangements do not result in increased Fund expenses. Ask your salesperson or visit the Intermediary’s website for more information.

SUMMARY SECTION – F/m US Treasury 3 Month Bill ETF

Investment Objective

The investment objective of the F/m US Treasury 3 Month Bill ETF (the “F/m UST 3M Bill Fund” or the “Fund”) is to seek investment results that correspond (before fees and expenses) generally to the price and yield performance of the Bloomberg US Treasury Bellwether 3M Total Return USD Unhedged Index (I00087US) (the “Underlying Index”).

Fees and Expenses

This table describes the fees and expenses that you may pay if you buy, hold, and sell shares of the Fund (“Shares”). You may pay other fees, such as brokerage commissions and other fees to financial intermediaries when purchasing or selling Fund Shares, which are not reflected in the tables and examples below.

Annual Fund Operating Expenses (expenses that you pay each year as a percentage of the value of your investment):

| | |
|--------------------------------------|-------|
| Management Fees | 0.15% |
| Distribution (12b-1) Fees | None |
| Other Expenses | None |
| Total Annual Fund Operating Expenses | 0.15% |

Example

This Example is intended to help you compare the cost of investing in the Fund with the cost of investing in other funds. The Example assumes that you invest \$10,000 in the Fund for the time periods indicated and then hold or redeem all of your Shares at the end of those periods. The Example also assumes that: (1) your investment has a 5% return each year, and (2) the Fund’s operating expenses remain the same. Although your actual costs may be higher or lower, based on these assumptions your costs would be:

| <u>1 Year</u> | <u>3 Years</u> | <u>5 Years</u> | <u>10 Years</u> |
|---------------|----------------|----------------|-----------------|
| \$15 | \$48 | \$85 | \$192 |

Portfolio Turnover

The Fund pays transaction costs, such as commissions, when it buys and sells securities (or “turns over” its portfolio). A higher portfolio turnover rate may indicate higher transaction costs and may result in higher taxes when Fund Shares are held in a taxable account. These costs, which are not reflected in annual fund operating expenses or in the example, affect the Fund’s performance. Portfolio turnover rates may vary from year-to-year, as well as within a year. For the fiscal year ended August 31, 2025, the Fund’s portfolio turnover rate was 0% of the average value of its portfolio. In accordance with industry practice, derivative instruments and instruments with a maturity of one year or less at the time of acquisition are excluded from the calculation of the portfolio turnover rate, which leads to the 0% portfolio turnover rate reported above. If those instruments were included in the calculation, the Fund would have a high portfolio turnover rate.

Principal Investment Strategies

The Fund is a passively-managed exchange-traded fund (“ETF”) that seeks investment results, before fees and expenses, that correspond generally to the price and yield performance of the Underlying Index. Under normal market conditions, F/m Investments LLC (the “Adviser”) seeks to achieve the Fund’s investment objective by investing at least 80% of the Fund’s net assets (plus any borrowings for investment purposes) in the component securities of the Underlying Index, provided, however, that in the event that the most recently auctioned outstanding US Treasury Bill that matures closest to, but not beyond, 3 months from the rebalancing date is not included in the Underlying Index, then the Fund will invest at least 80% of its net assets (plus any borrowings for investment purposes) in the most recently auctioned outstanding US Treasury Bill that matures closest to, but not beyond, 3 months from the rebalancing date.

The Underlying Index

The Underlying Index was established by Bloomberg Finance L.P. (the “Index Provider”) with history backfilled to January 1, 1981. It tracks the most recent or “on-the-run” (“OTR”) 3 Month US Treasury security and is rebalanced on the last day of each month. The Index Provider constructs a single hypothetical security that mirrors the terms, conditions, and pricing of the most recent US

Treasury security issued by the U.S. government for the 3 Month issue. The hypothetical security is rolled to the new OTR Treasury security on the day after the treasury auction. On each day of the month, the hypothetical treasury is priced daily as per the OTR Treasury security it holds.

The Underlying Index is calculated and administered by the Index Provider, which is not affiliated with the Fund or the Adviser. Additional information regarding the Underlying Index is available at <https://assets.bbhub.io/professional/sites/27/Bloomberg-Index-Publications-US-Treasury-Bellwether-Indices-20241217.pdf>.

The Fund's investment strategy is to pursue its investment objective. The Fund generally may invest up to 20% of its total assets in securities or other investments not included in the Underlying Index, but which the Adviser believes will help the Fund track the Underlying Index.

The Fund may invest in securities of other affiliated and unaffiliated exchange-traded funds (each, an "ETF") registered under the Investment Company Act of 1940, as amended (the "1940 Act"), that invest primarily in Fund eligible investments (collectively, "Underlying Funds") to the extent permitted by applicable law and subject to certain restrictions.

The Fund may also seek to increase its income by lending securities. These loans will be secured by collateral (consisting of cash, U.S. government securities, or irrevocable letters of credit) maintained in an amount equal to at least 100% of the market value, determined daily, of the loaned securities. Cash collateral received by the Fund in connection with its lending of portfolio securities will be invested in short-term investments, including money market funds.

The Fund may enter into reverse repurchase agreements in amounts not exceeding one-third of the Fund's total assets (including the amount borrowed).

The Fund has elected to be, and intends to continue to qualify each year for treatment as, a regulated investment company ("RIC") under Subchapter M of Subtitle A, Chapter 1, of the Internal Revenue Code of 1986, as amended (the "Code").

Principal Investment Risks

The value of the Fund's investments may decrease, which will cause the value of the Fund's Shares to decrease. As a result, you may lose money on your investment in the Fund, and there can be no assurance that the Fund will achieve its investment objective. The Fund's principal risks are presented in alphabetical order to facilitate finding particular risks and comparing them with other funds. Each risk summarized below is considered a "principal risk" of investing in the Fund, regardless of the order in which it appears. Different risks may be more significant at different times depending on market conditions or other factors.

- **Affiliated Fund Risk.** Affiliated fund risk is the risk that the Adviser may select investments for the Fund based on its own financial interests or other business considerations rather than the Fund's interests. The Adviser may be subject to potential conflicts of interest in selecting the Underlying Funds because the Underlying Funds pay an advisory fee to the Adviser based on their assets, the fees paid to the Adviser by some affiliated Underlying Funds may be higher than other Underlying Funds or the Underlying Funds may be in need of assets to enhance their appeal to other investors, liquidity and trading and/or to enable them to carry out their investment strategies. However, the Adviser is a fiduciary to the Fund and is legally obligated to act in the Fund's best interest when selecting Underlying Funds.
- **Concentration Risk.** The Fund may be susceptible to an increased risk of loss, including losses due to adverse events that affect the Fund's investments more than the market as a whole, to the extent that the Fund's investments are concentrated in a particular issue, issuer or issuers, country, market segment, or asset class.
- **Cyber Security Risk.** Cyber security risk is the risk of an unauthorized breach and access to the Fund's assets, Fund or customer data (including private shareholder information), or proprietary information, or the risk of an incident occurring that causes the Fund, the Adviser, custodian, transfer agent, distributor and other service providers and financial intermediaries to suffer data breaches, data corruption or lose operational functionality or prevent the Fund's investors from purchasing, redeeming or exchanging shares or receiving distributions. The use of artificial intelligence and machine learning could exacerbate these risks. The Fund and the Adviser have limited ability to prevent or mitigate cyber security incidents affecting third-party service providers, and such third-party service providers may have limited indemnification obligations to the Fund or the Adviser. Successful cyber-attacks or other cyber-failures or events affecting the Fund or its service providers may adversely impact and cause financial losses to the Fund or its shareholders. Issuers of securities in which the Fund invests are also subject to cyber security risks, and the value of these securities could decline if the issuers experience cyber-attacks or other cyber-failures.

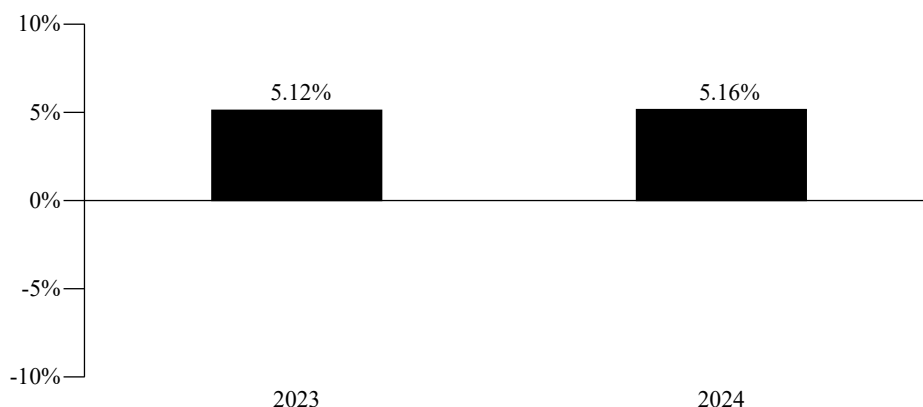
- **Duration Risk.** Duration is a measure of the price sensitivity of a debt security or portfolio to interest rate changes. Duration risk is the risk that longer-duration debt securities will be more volatile and thus more likely to decline in price, and to a greater extent, in a rising interest rate environment than shorter-duration debt securities.
- **ETF Risk.** The Fund is an ETF, and, as a result of an ETF's structure, it is exposed to the following risks:
 - *Authorized Participants, Market Makers and Liquidity Providers Concentration Risk.* Only an authorized participant ("AP") may engage in creation or redemption transactions directly with the Fund. The Fund has a limited number of financial institutions that are institutional investors and may act as APs. In addition, there may be a limited number of market makers and/or liquidity providers in the marketplace. To the extent either of the following events occur, Fund Shares may trade at a material discount to net asset value ("NAV") and possibly face delisting: (i) APs exit the business or otherwise become unable to process creation and/or redemption orders and no other APs step forward to perform these services, or (ii) market makers and/or liquidity providers exit the business or significantly reduce their business activities and no other entities step forward to perform their functions. These events, among others, may lead to the Fund Shares trading at a premium or discount to NAV. Thus, you may pay more (or less) than the NAV when you buy Shares of the Fund in the secondary market, and you may receive less (or more) than NAV when you sell those Shares in the secondary market. A diminished market for an ETF's shares substantially increases the risk that a shareholder may pay considerably more or receive significantly less than the underlying value of the ETF shares bought or sold. In periods of market volatility, APs, market makers and/or liquidity providers may be less willing to transact in Fund Shares.
 - *Secondary Market Trading Risk.* Although Shares are listed on a national securities exchange, The Nasdaq Stock Market, LLC (the "Exchange"), and may be traded on U.S. exchanges other than the Exchange, there can be no assurance that an active or liquid trading market for them will develop or be maintained. In addition, trading in Shares on the Exchange may be halted. During periods of market stress, there may be times when the market price of Shares is more than the NAV intra-day (premium) or less than the NAV intra-day (discount). This risk is heightened in times of market volatility or periods of steep market declines.
 - *Shares May Trade at Prices Other Than NAV Risk.* As with all ETFs, Shares may be bought and sold in the secondary market at market prices. Although it is expected that the market price of Shares will approximate the Fund's NAV, there may be times when the market price of Shares is more than the NAV intra-day (premium) or less than the NAV intra-day (discount). This risk is heightened in times of market volatility or periods of steep market declines.
- **Fixed-Income Market Risk.** The market value of a fixed-income security may decline due to general market conditions that are not specifically related to a particular issuer, such as real or perceived adverse economic conditions, changes in the outlook for corporate earnings, changes in interest or currency rates or adverse investor sentiment generally. The fixed-income securities market can be susceptible to increases in volatility and decreases in liquidity. Liquidity can decline unpredictably in response to overall economic conditions or credit tightening. Increases in volatility and decreases in liquidity may be caused by a rise in interest rates (or the expectation of a rise in interest rates). An unexpected increase in Fund redemption requests, including requests from shareholders who may own a significant percentage of the Fund's Shares, which may be triggered by market turmoil or an increase in interest rates, could cause the Fund to sell its holdings at a loss or at undesirable prices and adversely affect the Fund's share price and increase the Fund's liquidity risk, Fund expenses and/or taxable distributions.
- **High Portfolio Turnover Risk.** In seeking to track the Underlying Index, the Fund may incur relatively high portfolio turnover. The active and frequent trading of the Fund's portfolio securities may result in increased transaction costs to the Fund, including brokerage commissions, dealer mark-ups and other transaction costs, which could reduce the Fund's return.
- **Income Risk.** The Fund's income may decline if interest rates fall. This decline in income can occur because the Fund may subsequently invest in lower yielding bonds as bonds in its portfolio mature, are near maturity or are called, bonds in the Underlying Index are substituted, or the Fund otherwise needs to purchase additional bonds.
- **Index-Related Risk.** There is no guarantee that the Fund's investment results will have a high degree of correlation to those of the Underlying Index or that the Fund will achieve its investment objective. Market disruptions and regulatory restrictions could have an adverse effect on the Fund's ability to adjust its exposure to the required levels in order to track the Underlying Index. Errors in index data, index computations or the construction of the Underlying Index in accordance with its methodology may occur from time to time and may not be identified and corrected by the Index Provider for a period of time or at all, which may have an adverse impact on the Fund and its shareholders. Unusual market conditions may cause the Index Provider to postpone a scheduled rebalance, which could cause the Underlying Index to vary from its normal or expected composition.

- **Interest Rate Risk.** Interest rate risk is the risk of losses attributable to changes in interest rates. In general, if prevailing interest rates rise, the values of debt instruments tend to fall, and if interest rates fall, the values of debt instruments tend to rise. Changes in the value of a debt instrument usually will not affect the amount of income the Fund receives from it but will generally affect the value of your investment in the Fund. Changes in interest rates may also affect the liquidity of the Fund's investments in debt instruments. In general, the longer the maturity or duration of a debt instrument, the greater its sensitivity to changes in interest rates. Interest rate declines also may increase prepayments of debt obligations, which, in turn, would increase prepayment risk. Very low or negative interest rates may impact the Fund's yield and may increase the risk that, if followed by rising interest rates, the Fund's performance will be negatively impacted. The Fund is subject to the risk that the income generated by its investments may not keep pace with inflation. Actions by governments and central banking authorities can result in increases or decreases in interest rates. Such actions may negatively affect the value of debt instruments held by the Fund, resulting in a negative impact on the Fund's performance and NAV. Any interest rate increases could cause the value of the Fund's investments in debt instruments to decrease. Rising interest rates may prompt redemptions from the Fund, which may force the Fund to sell investments at a time when it is not advantageous to do so, which could result in losses.
- **Market Risk.** The trading prices of securities and other instruments fluctuate in response to a variety of factors. The Fund's NAV and market price may fluctuate significantly in response to these and other factors including economic, political, financial, public health crises (such as epidemics or pandemics) or other disruptive events (whether real, expected or perceived) in the U.S. and global markets. As a result, an investor could lose money over short or long periods of time.
- **Operational Risk.** The Fund is exposed to operational risks arising from a number of factors, including, but not limited to, human error, processing and communication errors, errors of the Fund's service providers, counterparties, or other third parties, failed or inadequate processes or technology or systems failures. The Fund and the Adviser seek to reduce these operational risks through controls and procedures. However, these measures do not address every possible risk and may be inadequate to address significant operational risks.
- **Passive Investment Risk.** The Fund is not actively managed and may be affected by a general decline in market segments related to the Underlying Index. The Fund invests in securities included in, or representative of, the Underlying Index, regardless of their investment merits. The Fund generally does not attempt to invest the Fund's assets in defensive positions under any market conditions, including declining markets.
- **Reinvestment Risk.** Reinvestment risk is the risk that income from the Fund's portfolio will decline if and when the Fund reinvests the proceeds from the disposition of its portfolio securities at market interest rates that are below the portfolio's current earnings rate. A decline in income could negatively affect the market price of the Shares.
- **Reverse Repurchase Agreements Risk.** Reverse repurchase agreements are a form of secured borrowing and subject the Fund to the risks associated with leverage, including exposure to potential gains and losses in excess of the amount invested, resulting in an increase in the speculative character of the Fund's outstanding shares. Reverse repurchase agreements involve the risk that the investment return earned by the Fund (from the investment of the proceeds) will be less than the interest expense of the transaction, that the market value of the securities sold by the Fund will decline below the price the Fund is obligated to pay to repurchase the securities, and that the other party may fail to return the securities in a timely manner or at all.
- **Risk of Investing in the United States.** Certain changes in the United States economy, such as when the economy weakens or when its financial markets decline, may have an adverse effect on the securities to which the Fund has exposure.
- **Securities Lending Risk.** The Fund may lend portfolio securities to institutions, such as certain broker dealers. The Fund may experience a loss or delay in the recovery of its securities if the borrowing institution breaches its agreement with the Fund.
- **Tracking Error Risk.** The Fund may be subject to tracking error, which is the divergence of the Fund's performance from that of the Underlying Index. Tracking error may occur because of differences between the securities and other instruments held in the Fund's portfolio and those included in the Underlying Index, pricing differences, transaction costs incurred by the Fund, the Fund's holding of uninvested cash, differences in timing of the accrual of or the valuation of distributions, the requirements to maintain pass-through tax treatment, portfolio transactions carried out to minimize the distribution of capital gains to shareholders, acceptance of custom baskets, changes to the Underlying Index or the costs to the Fund of complying with various new or existing regulatory requirements. This risk may be heightened during times of increased market volatility or other unusual market conditions. Tracking error also may result because the Fund incurs fees and expenses, while the Underlying Index does not.

- **U.S. Government Obligations Risk.** While U.S. Treasury obligations are backed by the “full faith and credit” of the U.S. government, such securities are nonetheless subject to credit risk (i.e., the risk that the U.S. government may be, or be perceived to be, unable or unwilling to honor its financial obligations, such as making payments). Securities issued or guaranteed by federal agencies or authorities and U.S. government-sponsored instrumentalities or enterprises may or may not be backed by the full faith and credit of the U.S. government.

Performance Information: The bar chart and performance table illustrate the risks and volatility of an investment in the Fund. The bar chart shows the performance of the Fund from year to year. The table illustrates how the Fund’s average annual total returns for the one-year and since-inception periods compare with those of a broad measure of market performance and another benchmark with similar portfolio characteristics to the Fund. Past performance, both before and after taxes, does not necessarily indicate how the Fund will perform in the future. Updated performance information is available online at www.fminvest.com.

Total Returns for the Calendar Years Ended December 31



Best Quarter: 1.36% in the quarter ended September 30, 2024
Worst Quarter: 1.15% in the quarter ended December 31, 2024

The Fund’s year-to-date total return for the three months ended September 30, 2025 was 3.17%.

PERFORMANCE TABLE

(Average annual total returns for the periods ended December 31, 2024)

| F/m UST 3M Bill Fund | 1 Year | Since Inception, August 8, 2022 |
|--|---------------|--|
| Return Before Taxes | 5.16% | 4.83% |
| Return After Taxes on Distributions | 3.03% | 2.87% |
| Return After Taxes on Distributions and Sale of Fund Shares | 3.02% | 2.85% |
| Bloomberg US Treasury Bellwether 3M Total Return USD Unhedged Index (I00087US) (reflects no deduction for fees, expenses or taxes) | 5.29% | 4.88% |
| ICE BofA 3 Month Treasury Bill Index (reflects no deduction for fees, expenses or taxes) | 5.28% | 4.82% |
| ICE US Treasury Code Bond Index (reflects no deduction for fees, expenses or taxes) | 0.70% | -0.14% |

After-tax returns are calculated using the historical highest individual federal marginal income tax rates and do not reflect the impact of state and local taxes. Actual after-tax returns depend on an investor’s tax situation and may differ from those shown, and after-tax returns shown are not relevant to investors who hold their Fund Shares through tax-deferred arrangements, such as 401(k) plans or individual retirement accounts.

Management

Investment Adviser

F/m Investments LLC serves as the investment adviser.

| Team Member | Primary Titles | Start Date with the F/m UST 3M Bill Fund |
|------------------|--|--|
| Peter Baden | Managing Director, Director of Fixed Income Strategy | Inception in August 2022 |
| Alexander Morris | Chief Investment Officer | Inception in August 2022 |
| Marcin Zdunek | Managing Director, Head of Capital Markets and Portfolio Manager | in December 2022 |

Purchase and Sale of F/m UST 3M Bill Fund Shares

Shares are listed on the Exchange, and investors can only buy and sell Shares through brokers or dealers at market prices, rather than NAV. Because Shares trade at market prices rather than NAV, Shares may trade at a price greater than NAV (premium) or less than NAV (discount). An investor may incur costs attributable to the difference between the highest price a buyer is willing to pay to purchase Shares (bid) and the lowest price a seller is willing to accept for Shares (ask) when buying or selling Shares in the secondary market (the “bid-ask spread”). Recent information, including information on the Fund’s NAV, market price, premiums and discounts, and bid-ask spreads, is available on the Fund’s website at www.fminvest.com.

The Fund issues and redeems Shares at NAV only in large blocks known as “Creation Units,” which only APs (typically, broker-dealers) may purchase or redeem. The Fund generally issues and redeems Creation Units in exchange for a portfolio of securities closely approximating the holdings of the Fund (the “Deposit Securities”) and/or a designated amount of U.S. cash.

On any given day that the Exchange is open, except days that the Exchange is open but U.S. banks are generally closed (e.g., Veterans Day and Columbus Day), the Fund expects to effect creation and redemption orders (delivered in proper form) at different times, depending on when such orders are received, as follows:

For creation orders:

- Orders received before 12:00 p.m. Eastern Time: Creation Units are generally expected to be delivered on that same day (“T+0”) by either 3:00 p.m. Eastern Time (for transactions where the AP has advanced full collateral) or by no later than 6:00 p.m. Eastern Time (for transactions where the AP has not advanced full collateral).
- Orders received on or after 12:00 p.m. Eastern Time: Creation Units are generally expected to be delivered on the following business day (“T+1”) by no later than 6:00p.m. Eastern Time.

For redemption orders:

- Orders received before 12:00 p.m. Eastern Time: redemption proceeds will be issued on T+0 by 3:00 p.m. Eastern Time.
- Orders received on or after 12:00 p.m. Eastern Time: redemption proceeds will be issued on T+1 by 3:00 p.m. Eastern Time.

On days that the Exchange is open, but U.S. banks are generally closed, all creation orders and redemption orders for the Fund are expected to settle on T+1.

Tax Information

The Fund distributions are generally taxable as ordinary income, qualified dividend income, or capital gains (or a combination), unless your investment is made through an individual retirement account (“IRA”) or other tax-advantaged account. Distributions on investments made through tax-deferred arrangements may be taxed later upon withdrawal of assets from those accounts.

Financial Intermediary Compensation

If you purchase Shares through a broker-dealer or other financial intermediary (such as a bank) (an “Intermediary”), the Fund’s Adviser or its affiliates may pay Intermediaries for certain activities related to the Fund, including participation in activities that are designed to make Intermediaries more knowledgeable about exchange traded products, including the Fund, or for other activities, such as marketing, educational training or other initiatives related to the sale or promotion of Shares. These payments may create a conflict of interest by influencing the Intermediary and your salesperson to recommend the Fund over another investment. Any such arrangements do not result in increased Fund expenses. Ask your salesperson or visit the Intermediary’s website for more information.

ADDITIONAL INFORMATION ABOUT THE FUNDS

Investment Objective

The investment objective of each Fund is to seek investment results that correspond (before fees and expenses) generally to the price and yield performance of each Fund's benchmark (each a "Underlying Index" and more than one constituting "Underlying Indices"). Each Fund's investment objective has been adopted as a non-fundamental investment policy and may be changed without shareholder approval upon 60 days' written notice to shareholders.

| Fund | Underlying Index |
|-----------------------|---|
| F/m UST 30Y Bond Fund | Bloomberg US Treasury Bellwether 30Y Total Return USD Unhedged Index (I00094US) |
| F/m UST 20Y Bond Fund | Bloomberg US Treasury Bellwether 20Y Total Return USD Unhedged Index (I39156US) |
| F/m UST 10Y Note Fund | Bloomberg US Treasury Bellwether 10Y Total Return USD Unhedged Index (I00093US) |
| F/m UST 7Y Note Fund | Bloomberg US Treasury Bellwether 7Y Total Return USD Unhedged Index (I39160US) |
| F/m UST 5Y Note Fund | Bloomberg US Treasury Bellwether 5Y Total Return USD Unhedged Index (I00092US) |
| F/m UST 3Y Note Fund | Bloomberg US Treasury Bellwether 3Y Total Return USD Unhedged Index (I06674US) |
| F/m UST 2Y Note Fund | Bloomberg US Treasury Bellwether 2Y Total Return USD Unhedged Index (BTB2TRUU) |
| F/m UST 12M Bill Fund | Bloomberg US Treasury Bellwether 1Y Total Return USD Unhedged Index (I01061US) |
| F/m UST 6M Bill Fund | Bloomberg US Treasury Bellwether 6M Total Return USD Unhedged Index (I00088US) |
| F/m UST 3M Bill Fund | Bloomberg US Treasury Bellwether 3M Total Return USD Unhedged Index (I00087US) |

Additional Principal Risk Information

The value of the Funds' investments may decrease, which will cause the value of the Fund's Shares to decrease. As a result, you may lose money on your investment in any of the Funds, and there can be no assurance that any of the Funds will achieve its investment objective. An investment in the Funds is subject to one or more of the principal risks discussed below.

- Affiliated Fund Risk.** The Funds may invest in affiliated or unaffiliated Underlying Funds. When the Adviser invests a Fund's assets in an Underlying Fund that is also managed by the Adviser, the risk presented is that, due to its own financial interest or other business considerations, the Adviser may have had an incentive to make that investment in lieu of investments by the Fund directly in portfolio securities, or in lieu of investment in Underlying Funds sponsored or managed by others. This conflict of interest may be amplified when an Underlying Fund has low assets.
- Asset Class Risk.** The securities and other assets in the Funds' portfolios may underperform in comparison to other securities or indexes that track other countries, groups of countries, regions, industries, groups of industries, markets, market segments, asset classes or sectors. Various types of securities, currencies and indexes may experience cycles of outperformance in comparison to the general financial markets, depending on a number of factors, including, but not limited to, inflation, interest rates, productivity, global demand for local products or resources, and regulation and governmental controls. This may cause the Funds to underperform other investment vehicles that invest in different asset classes.
- Concentration Risk.** Any of the Funds may be susceptible to an increased risk of loss, including losses due to adverse events that affect the Fund's investments more than the market as a whole, to the extent that the Fund's investments are concentrated in a particular issue, issuer or issuers, country, market segment, or asset class.
- Cyber Security Risk.** With the increased use of technologies such as the internet to conduct business, any of the Funds are susceptible to operational, information security and related risks. In general, cyber incidents can result from deliberate attacks or unintentional events. Cyber-attacks include, but are not limited to, gaining unauthorized access to digital systems (e.g., through "hacking" or malicious software coding) for purposes of misappropriating assets or sensitive information, corrupting data, or causing operational disruption. Cyber-attacks may also be carried out in a manner that does not require gaining unauthorized access, such as causing denial-of-service attacks on websites (i.e., efforts to make network services unavailable to intended users). Cyber security failures or breaches by the Adviser and other service providers (including, but not limited to, any of the Funds' accountant, custodian, transfer agent and administrator), and the issuers of securities in which a Fund invests, have the ability to cause disruptions and impact business operations, potentially resulting in financial losses, interference with any of the Funds' ability to calculate its NAV, impediments to trading, the inability of Fund shareholders to transact business, violations of applicable privacy and other laws, regulatory fines, penalties, reputational damage, reimbursement or other compensation costs, or additional compliance costs. In addition, substantial costs may be

incurred in order to prevent any cyber incidents in the future. The use of artificial intelligence and machine learning could exacerbate these risks. While the Adviser has established business continuity plans in the event of, and risk management systems to prevent, such cyber-attacks, there are inherent limitations in such plans and systems including the possibility that certain risks have not been identified. Furthermore, the Funds cannot control the cyber security plans and systems put in place by service providers to the Funds and issuers in which the Funds invest. The Funds and their shareholders could be negatively impacted as a result.

- **Duration Risk.** Duration is a measure of the price sensitivity of a debt security or portfolio to interest rate changes. Duration risk is the risk that longer-duration debt securities are more volatile and thus more likely to decline in price, and to a greater extent, than shorter-duration debt securities, in a rising interest-rate environment. “Effective duration” attempts to measure the expected percentage change in the value of a bond or portfolio resulting from a change in prevailing interest rates. The change in the value of a bond or portfolio can be approximated by multiplying its duration by a change in interest rates. For example, if a bond has an effective duration of three years, a 1% increase in general interest rates would be expected to cause the bond’s value to decline about 3% while a 1% decrease in general interest rates would be expected to cause the bond’s value to increase 3%. The duration of a debt security may be equal to or shorter than the full maturity of a debt security.
- **ETF Risk.** Each of the Funds is an ETF, and, as a result of an ETF’s structure, the Funds are exposed to the following risks:
 - *Authorized Participants, Market Makers and Liquidity Providers Concentration Risk.* Only an authorized participant (“AP”) may engage in creation or redemption transactions directly with the Funds. Each Fund may have a limited number of financial institutions that may act as APs. In addition, there may be a limited number of market makers and/or liquidity providers in the marketplace. To the extent either of the following events occur, Shares may trade at a material discount to NAV and possibly face delisting: (i) APs exit the business or otherwise become unable to process creation and/or redemption orders and no other APs step forward to perform these services, or (ii) market makers and/or liquidity providers exit the business or significantly reduce their business activities and no other entities step forward to perform their functions. These events, among others, may lead to a Fund’s Shares trading at a premium or discount to NAV. Thus, you may pay more (or less) than the NAV when you buy Shares of any of the Funds in the secondary market, and you may receive less (or more) than NAV when you sell those Shares in the secondary market. A diminished market for an ETF’s shares substantially increases the risk that a shareholder may pay considerably more or receive significantly less than the underlying value of the ETF shares bought or sold. In periods of market volatility, APs, market makers and/or liquidity providers may be less willing to transact in Fund Shares.
 - *Secondary Market Trading Risk.* Although the Funds’ Shares are listed for trading on The Nasdaq Stock Market, LLC (the “Exchange”) and may be listed or traded on U.S. and non-U.S. stock exchanges other than the Exchange, there can be no assurance that an active trading market for Shares will develop or be maintained. Trading in the Funds’ Shares may be halted due to market conditions or for reasons that, in the view of the Exchange, make trading in Shares inadvisable. In addition, trading in Shares on the Exchange is subject to trading halts caused by extraordinary market volatility pursuant to Exchange “circuit breaker” rules, which temporarily halt trading on the Exchange. Additional rules applicable to the Exchange may halt trading in Shares when extraordinary volatility causes sudden, significant swings in the market price of Shares. There can be no assurance that Shares will trade with any volume, or at all, on any stock exchange. In stressed market conditions, the liquidity of the Funds’ Shares may begin to mirror the liquidity of each Fund’s underlying holdings, which can be significantly less liquid than each Fund’s Shares. In addition, during periods of market stress, there may be times when the market price of Shares is more than the NAV intra-day (premium) or less than the NAV intra-day (discount). This risk is heightened in times of market volatility or periods of steep market declines.
 - *Shares May Trade at Prices Other Than NAV Risk.* As with all ETFs, Shares of the Funds may be bought and sold in the secondary market at market prices. Although it is expected that the market price of Shares will approximate each Fund’s NAV, there may be times when the market price of Shares is more than the NAV intra-day (premium) or less than the NAV intra-day (discount) due to supply and demand of Shares or during periods of market volatility. This risk is heightened in times of market volatility or periods of steep market declines. The market price of Shares during the trading day, like the price of any exchange-traded security, includes a “bid/ask” spread charged by the exchange specialist, market makers or other participants that trade Shares. In times of severe market disruption, the bid/ask spread can increase significantly. At those times, Shares are most likely to be traded at a discount to NAV, and the discount is likely to be greatest when the price of Shares is falling fastest, which may be the time that you most want to sell your Shares. The Adviser believes that, under normal market conditions, large market price discounts or premiums to NAV will not be sustained because of arbitrage opportunities.

- **Fixed-Income Market Risk.** The market value of a fixed-income security may decline due to general market conditions that are not specifically related to a particular company, such as real or perceived adverse economic conditions, changes in the outlook for corporate earnings, changes in interest or currency rates or adverse investor sentiment generally. The fixed-income securities market can be susceptible to increases in volatility and decreases in liquidity. Liquidity can decline unpredictably in response to overall economic conditions or credit tightening. Increases in volatility and decreases in liquidity may be caused by a rise in interest rates (or the expectation of a rise in interest rates). During periods of reduced market liquidity, any of the Funds may not be able to readily sell fixed-income securities at prices at or near their perceived value. If a Fund needed to sell large blocks of fixed-income securities to meet shareholder redemption requests or to raise cash, those sales could further reduce the prices of such securities. An unexpected increase in a Fund's redemption requests, including requests from shareholders who may own a significant percentage of a Fund's Shares, which may be triggered by market turmoil or an increase in interest rates, could cause a Fund to sell its holdings at a loss or at undesirable prices and adversely affect that Fund's share price and increase that Fund's liquidity risk, fund expenses and/or taxable distributions. Economic and other market developments can adversely affect fixed-income securities markets. Regulations and business practices, for example, have led some financial intermediaries to curtail their capacity to engage in trading (i.e., "market making") activities for certain fixed-income securities, which could have the potential to decrease liquidity and increase volatility in the fixed-income securities markets. Policy and legislative changes worldwide are affecting many aspects of financial regulation. The impact of these changes on the markets, and the practical implications for market participants, may not be fully known for some time.
- **High Portfolio Turnover Risk.** In seeking to track their respective Underlying Index, each Fund may incur high portfolio turnover. The active and frequent trading of a Fund's portfolio securities may result in increased transaction costs to the Fund, including brokerage commissions, dealer mark-ups and other transaction costs, which could reduce the Fund's return.
- **Income Risk.** The Funds' income may decline if interest rates fall. This decline in income can occur because the Fund may subsequently invest in lower yielding bonds as bonds in its portfolio mature, are near maturity or are called, bonds in the Underlying Index are substituted, or the Fund otherwise needs to purchase additional bonds.
- **Index-Related Risk.** The Funds seeks to achieve a return that corresponds generally to the price and yield performance, before fees and expenses, of each Fund's Underlying Index as published by the sponsor (Bloomberg Finance, L.P. or the "Index Provider"). There is no assurance that the Index Provider or any agents that may act on its behalf will compile the Underlying Index accurately, or that the Underlying Index will be determined, composed or calculated accurately. While the Index Provider provides descriptions of what each Underlying Index is designed to achieve, neither the Index Provider nor its agents provide any warranty or accept any liability in relation to the quality, accuracy or completeness of the Underlying Indices or its related data, and they do not guarantee that the Underlying Indices will be in line with the Index Provider's methodology. The Funds' strategies as described in this Prospectus are to manage each Fund consistently with that Fund's Underlying Index. The Funds do not provide any warranty or guarantee against the Index Provider's or any agent's errors. Errors in respect of the quality, accuracy and completeness of the data used to compile the Underlying Index may occur from time to time and may not be identified and corrected by the Index Provider for a period of time or at all, particularly where the indices are less commonly used as benchmarks by funds or managers. Such errors may negatively or positively impact the Funds and their shareholders. For example, during a period where an Underlying Index contains incorrect constituents, the corresponding Fund would have market exposure to such constituents and would be underexposed to that Underlying Index's other constituents. Shareholders should understand that any gains from Index Provider errors will be kept by corresponding Fund and its shareholders and any losses or costs resulting from Index Provider errors will be borne by the corresponding Fund and its shareholders.

Unusual market conditions may cause the Index Provider to postpone a scheduled rebalance to an Underlying Index, which could cause that Underlying Index to vary from its normal or expected composition. The postponement of a scheduled rebalance in a time of market volatility could mean that constituents of that Underlying Index that would otherwise be removed at rebalance due to changes in market value, issuer credit ratings, or other reasons may remain, causing the performance and constituents of that Underlying Index to vary from those expected under normal conditions. Apart from scheduled rebalances, the Index Provider or its agents may carry out additional ad hoc rebalances to the Underlying Indices due to reaching certain weighting constraints, unusual market conditions or corporate events or, for example, to correct an error in the selection of index constituents. When an Underlying Index is rebalanced and the corresponding Fund in turn rebalances its portfolio to attempt to increase the correlation between that Fund's portfolio and its Underlying Index, any transaction costs and market exposure arising from such portfolio rebalancing will be borne directly by that Fund and its shareholders. Therefore, errors and additional ad hoc rebalances carried out by the Index Provider or its agents to the Underlying Indices may increase the costs to and the tracking error risk of the Fund.

- **Interest Rate Risk.** Interest rate risk is the risk of losses attributable to changes in interest rates. In general, if prevailing interest rates rise, the values of debt instruments tend to fall, and if interest rates fall, the values of debt instruments tend to rise. Changes in the value of a debt instrument usually will not affect the amount of income the Funds receive from it but will generally affect the value of your investment in the Funds. Changes in interest rates may also affect the liquidity of the Fund's investments in debt instruments. In general, the longer the maturity or duration of a debt instrument, the greater its sensitivity to changes in interest rates. Interest rate declines also may increase prepayments of debt obligations, which, in turn, would increase prepayment risk. Very low or negative interest rates may impact the Funds' yield(s) and may increase the risk that, if followed by rising interest rates, the Funds' performance will be negatively impacted. The Funds are subject to the risk that the income generated by their investments may not keep pace with inflation. Actions by governments and central banking authorities can result in increases or decreases in interest rates. Such actions may negatively affect the value of debt instruments held by the Funds, resulting in a negative impact on the Funds' performance and NAV. Any interest rate increases could cause the value of the Funds' investments in debt instruments to decrease. Rising interest rates may prompt redemptions from the Fund, which may force the Fund to sell investments at a time when it is not advantageous to do so, which could result in losses. Additionally, as a result of increasing interest rates, reserves held by banks and other financial institutions in bonds and other debt securities could face a significant decline in value relative to deposits and liabilities, which coupled with general economic headwinds resulting from a changing interest rate environment, creates liquidity pressures at such institutions. As a result, certain sectors of the credit markets could experience significant declines in liquidity, and it is possible that the Fund will not be able to manage this risk effectively.
- **Market Risk.** The trading prices of securities and other instruments fluctuate in response to a variety of factors including economic, political, financial, public health crises (such as epidemics or pandemics) or other disruptive events (whether real, expected or perceived) in the U.S. and global markets. The Funds' NAVs and market prices are based upon the market's perception of value and are not necessarily an objective measure of an investment's value. There is no assurance that any of the Funds will realize its investment objective, and an investment in any of the Funds is not, by itself, a complete or balanced investment program. You could lose money on your investment in any of the Funds, or any of the Funds could underperform other investments.

Periods of unusually high financial market volatility and restrictive credit conditions, at times limited to a particular sector or geographic area, have occurred in the past and may be expected to recur in the future. Some countries, including the United States, have adopted or have signaled protectionist trade measures, relaxation of the financial industry regulations that followed the financial crisis, and/ or reductions to corporate taxes. The current presidential administration has called for and is seeking to quickly enact significant changes to U.S. fiscal, tax, trade, healthcare, immigration, foreign, and government regulatory policy. Significant uncertainty exists with respect to legislation, regulation and government policy at the federal level, as well as the state and local levels. Recent events have created a climate of heightened uncertainty and introduced new and difficult-to-quantify macroeconomic and political risks with potentially far-reaching implications. There has been a corresponding meaningful increase in the uncertainty surrounding interest rates, inflation, foreign exchange rates, trade volumes and fiscal and monetary policy. To the extent the U.S. Congress or the current presidential administration implements changes to U.S. policy, those changes may impact, among other things, the U.S. and global economy, international trade and relations, unemployment, immigration, corporate taxes, healthcare, the U.S. regulatory environment, inflation and other areas. Although the Funds cannot predict the impact, if any, of these changes to the Fund's business, they could adversely affect the Funds' business, financial condition, operating results and cash flows. Until the Funds know what policy changes are made and how those changes impact the Funds' business and the business of the Funds' competitors over the long term, the Funds will not know if, overall, the Funds will benefit from them or be negatively affected by them.

Additionally, climate change poses long-term threats to physical and biological systems. Potential hazards and risks related to climate change for a State or municipality include, among other things, wildfires, rising sea levels, more severe coastal flooding and erosion hazards, and more intense storms. Storms in recent years have demonstrated vulnerabilities in a State's or municipality's infrastructure to extreme weather events. Climate change risks, if they materialize, can adversely impact a State's or municipality's financial plan in current or future years. In addition, economists and others have expressed increasing concern about the potential effects of global climate change on property and security values. A rise in sea levels, an increase in powerful windstorms and/or a climate-driven increase in sea levels or flooding could cause coastal properties to lose value or become unmarketable altogether. Economists warn that, unlike previous declines in the real estate market, properties in affected coastal zones may not ever recover their value. Large wildfires driven by high winds and prolonged drought may devastate businesses and entire communities and may be very costly to any business found to be responsible for the fire. Regulatory changes and divestment movements tied to concerns about climate change could adversely affect the value of certain land and the viability of industries whose activities or products are seen as accelerating climate change. The Funds cannot predict the effects of or likelihood of such events on the U.S. and world economies. The Funds could be materially impacted by such events which may, in turn, negatively affect the value and performance the Fund.

Advancements in technology may also adversely impact markets and the overall performance of the Funds. For instance, the economy may be significantly impacted by the advanced development and increased regulation of artificial intelligence. As the use of technology grows, liquidity and market movements may be affected. As artificial intelligence is used more widely, the profitability and growth of Fund holdings may be impacted, which could significantly impact the overall performance of the Funds.

- **Operational Risk.** The Fund is exposed to operational risks arising from a number of factors, including, but not limited to, human error, processing and communication errors, errors of the Fund's service providers, counterparties, or other third parties, failed or inadequate processes or technology or systems failures. The Fund and the Adviser seek to reduce these operational risks through controls and procedures. However, these measures do not address every possible risk and may be inadequate to address significant operational risks.
- **Passive Investment Risk.** The Funds are not actively managed and the Adviser will not sell shares of a security due to current or projected underperformance of a security, industry, or sector, unless that security is removed from an Underlying Index or the selling of shares of that security is otherwise required upon a reconstitution of an Underlying Index as addressed in the Index methodology. The Funds invest in securities included in, or representative of securities included in, the Underlying Indices, regardless of their investment merits. The Funds generally do not take defensive positions under any market conditions, including conditions that are adverse to the performance of the Funds.
- **Reinvestment Risk.** Reinvestment risk is the risk that income from the Funds' portfolios will decline if and when the Fund reinvests the proceeds from the disposition of portfolio securities at market interest rates that are below the portfolio's current earnings rate. A decline in income could negatively affect the market price of a Fund's Shares.
- **Reverse Repurchase Agreements Risk.** Reverse repurchase agreements involve the sale of securities held by a Fund subject to an agreement to repurchase them at a mutually agreed upon date and price (including interest). A Fund may enter these transactions when the Adviser expects the return to be earned from the investment of the transaction proceeds to be greater than the interest expense of the transaction. Reverse repurchase agreements may also be entered into as a temporary measure for emergency purposes or to meet redemption requests.

Reverse repurchase agreements are a form of secured borrowing and subject a Fund to the risks associated with leverage, including exposure to potential gains and losses in excess of the amount invested, resulting in an increase in the speculative character of the Fund's outstanding shares. If the securities held by a Fund decline in value while these transactions are outstanding, the NAV of a Fund's outstanding shares will decline in value by proportionately more than the decline in value of the securities. In addition, reverse repurchase agreements involve the risk that the investment return earned by a Fund (from the investment of the proceeds) will be less than the interest expense of the transaction, that the market value of the securities sold by a Fund will decline below the price the Fund is obligated to pay to repurchase the securities, and that the other party may fail to return the securities in a timely manner or at all.

When a Fund enters into a reverse repurchase agreement, it is subject to the risk that the buyer under the agreement may file for bankruptcy, become insolvent or otherwise default on its obligations to the Fund. In the event of a default by the counterparty, there may be delays, costs and risks of loss involved in a Fund's exercising its rights under the agreement, or those rights may be limited by other contractual agreements or obligations or by applicable law. Such an insolvency may result in a loss equal to the amount by which the value of the securities or other assets sold by the Fund exceeds the repurchase price payable by the Fund; if the value of the purchased securities or other assets increases during such a delay, that loss may also be increased. A Fund could lose money if it is unable to recover the securities or if the value of investments made by the Fund using the proceeds of the transaction is less than the value of securities. When a Fund enters into a reverse repurchase agreement, it must identify on its books cash or liquid assets that have a value equal to or greater than the repurchase price.

- **Risk of Investing in the United States.** A decrease in imports or exports, changes in trade regulations, inflation and/or an economic recession in the U.S. may have a material adverse effect on the U.S. economy and the securities listed on U.S. exchanges. Proposed and adopted policy and legislative changes in the U.S. are changing many aspects of financial, commercial, public health, environmental, and other regulation and may have a significant effect on U.S. markets generally, as well as on the value of certain securities. Governmental agencies project that the U.S. will continue to maintain elevated public debt levels for the foreseeable future. Although elevated debt levels do not necessarily indicate or cause economic problems, elevated public debt service costs may constrain future economic growth. Circumstances could arise that could prevent the timely payment of interest or principal on U.S. government debt, such as reaching the legislative "debt ceiling." Such non-payment would result in substantial negative consequences for the U.S. economy and the global financial system.

If U.S. relations with certain countries deteriorate, it could adversely affect U.S. issuers, as well as non-U.S. issuers that rely on the U.S. for trade. The U.S. has also experienced increased internal unrest and discord. If these trends were to continue, it may have an adverse impact on the U.S. economy and the issuers in which the Funds invest.

- **Securities Lending Risk.** Each Fund may seek to increase its income by lending portfolio securities to institutions, such as certain broker-dealers. Portfolio securities loans are secured continuously by collateral maintained on a current basis at an amount at least equal to the market value of the securities loaned. The value of the securities loaned by a Fund will not exceed 33 1/3% of the value of the Fund's total assets. A Fund may experience a loss or delay in the recovery of its securities if the borrowing institution breaches its agreement with the Fund. Lending a Fund's portfolio securities involves the risk of delay in receiving additional collateral if the value of the securities goes up while they are on loan. A Fund may lose money from securities lending if, for example, it is delayed in or prevented from selling the collateral or from recovering the securities loaned or if it incurs losses on the reinvestment of cash collateral.
- **Tracking Error Risk.** The Funds may be subject to tracking error, which is the divergence of a Fund's performance from that of its Underlying Index. Tracking error may occur because of differences between the securities and other instruments held in a Fund's portfolio and those included in the corresponding Underlying Index, pricing differences, transaction costs incurred by the a Fund, a Fund's holding of uninvested cash, differences in timing of the accrual of or the valuation of distributions, the requirements to maintain pass-through tax treatment, portfolio transactions carried out to minimize the distribution of capital gains to shareholders, acceptance of custom baskets, changes to the an Underlying Index or the costs to a Fund of complying with various new or existing regulatory requirements. This risk may be heightened during times of increased market volatility or other unusual market conditions. Tracking error also may result because a Fund incurs fees and expenses, while its Underlying Index does not.
- **Trading Halt Risk.** An exchange or market may close or issue trading halts on specific securities, or the ability to buy or sell certain securities or financial instruments may be restricted, which may result in a Fund being unable to buy or sell certain securities or financial instruments. In such circumstances, a Fund may be unable to rebalance its portfolio, may be unable to accurately price its investments and/or may incur substantial trading losses.
- **Underlying Funds Risk.** Investing in Underlying Funds may result in duplication of expenses, including advisory fees, in addition to each Fund's own expenses. The risk of owning an Underlying Fund generally reflects the risks of owning the underlying investments the Underlying Fund holds. A Fund may incur brokerage fees in connection with its purchase of ETF shares. When a Fund invests in an Underlying Fund, the Fund will be subject to substantially the same risks as those associated with the direct ownership of securities comprising the Underlying Fund or index on which the ETF is based and the value of the Fund's investments will fluctuate in response to the performance and risks of the underlying investments or index. In addition to the brokerage costs associated with the Underlying Fund's purchase and sale of the underlying securities, ETFs incur fees that are separate from those of a Fund. As a result, a Fund's shareholders will indirectly bear a proportionate share of the operating expenses of the ETFs, in addition to Fund expenses. The 1940 Act and the related rules and regulations adopted thereunder impose conditions on investment companies that invest in other investment companies. Section 12(d)(1)(A) of the 1940 Act prohibits a Fund from (i) acquiring more than 3% of the voting shares of any one investment company, (ii) investing more than 5% of its total assets in any one investment company, and (iii) investing more than 10% of its total assets in all investment companies combined. Rule 12d1-4 under the 1940 Act permits registered investment companies to acquire securities of another investment company in excess of these amounts subject to certain conditions, including limits on control and voting of acquired funds' shares, evaluations and findings by investment advisers, fund investment agreements, and limits on most three-tier fund structures.
- **U.S. Government Obligations Risk.** While U.S. treasury obligations are backed by the "full faith and credit" of the US government, such securities are nonetheless subject to risk. U.S. government obligations are subject to low but varying degrees of credit risk and are still subject to interest rate and market risk. From time to time, uncertainty regarding congressional action to increase the statutory debt ceiling could: i) increase the risk that the U.S. government may default on payments on certain U.S. government securities; ii) cause the credit rating of the U.S. government to be downgraded or increase volatility in both stock and bond markets; iii) result in higher interest rates; iv) reduce prices of U.S. Treasury securities; and/or v) increase the costs of certain kinds of debt. U.S. government obligations may be adversely affected by a default by, or decline in the credit quality of, the U.S. government. In the past, U.S. sovereign credit has experienced downgrades, and there can be no guarantee that it will not be downgraded in the future. Further, if a U.S. government-sponsored entity is negatively impacted by legislative or regulatory action, is unable to meet its obligations, or its creditworthiness declines, the performance of the Fund will be adversely impacted.

Additional Information About Non-Principal Risks of the Funds. This section provides additional information regarding certain non-principal risks of investing in the Funds. The risks listed below could have a negative impact on any of the Funds' performance and trading prices.

- **Costs of Buying or Selling Shares Risk.** Investors buying or selling Shares of a Fund in the secondary market will pay brokerage commissions or other charges imposed by brokers, as determined by that broker. Brokerage commissions are often a fixed amount and may be a significant proportional cost for investors seeking to buy or sell relatively small amounts of the Funds' Shares. In addition, secondary market investors will also incur the cost of the difference between the price at which an investor is willing to buy a Fund's Shares (the "bid" price) and the price at which an investor is willing to sell a Fund's Shares (the "ask" price). This difference in bid and ask prices is often referred to as the "spread" or "bid/ask spread." The bid/ask spread varies over time for a Fund's Shares based on trading volume and market liquidity, and is generally lower if a Fund's Shares have more trading volume and market liquidity and higher if a Fund's Shares have little trading volume and market liquidity. Further, a relatively small investor base in a Fund, asset swings in a Fund and/or increased market volatility may cause increased bid/ask spreads. Due to the costs of buying or selling a Fund's Shares, including bid/ask spreads, frequent trading of a Fund's Shares may significantly reduce investment results and an investment in a Fund's Shares may not be advisable for investors who anticipate regularly making small investments.
- **Large Shareholder and Large-Scale Redemption Risk.** Certain shareholders, including an Authorized Participant, a third-party investor, the Funds' Adviser or an affiliate of the Funds' Adviser, a market maker, or another entity, may from time to time own or manage a substantial amount of Fund Shares or may invest in any of the Funds and hold their investment for a limited period of time. These shareholders may also pledge or loan Fund Shares (to secure financing or otherwise), which may result in the Shares becoming concentrated in another party. There can be no assurance that any large shareholder or large group of shareholders would not redeem their investment or that the size of any of the Funds would be maintained. Redemptions of a large number of Fund Shares by these shareholders may adversely affect a Fund's liquidity and net assets. To the extent a Fund permits redemptions in cash, these redemptions may force the Fund to sell portfolio securities when it might not otherwise do so, which may negatively impact the Fund's NAV, have a material effect on the market price of the Shares and increase the Fund's brokerage costs and/or accelerate the realization of taxable income and/or gains and cause the Fund to make taxable distributions to its shareholders earlier than the Fund otherwise would have. In addition, under certain circumstances, non-redeeming shareholders may be treated as receiving a disproportionately large taxable distribution during or with respect to such tax year. The Fund also may be required to sell its more liquid Fund investments to meet a large redemption, in which case the Fund's remaining assets may be less liquid, more volatile, and more difficult to price. To the extent these large shareholders transact in Shares on the secondary market, such transactions may account for a large percentage of the trading volume for the Shares of a Fund and may, therefore, have a material upward or downward effect on the market price of the Fund Shares. In addition, large purchases of Fund Shares may adversely affect a Fund's performance to the extent that a Fund is delayed in investing new cash and is required to maintain a larger cash position than it ordinarily would, diluting its investment returns.
- **Legal and Regulatory Change Risk.** The regulatory environment for investment companies is evolving, and changes in regulation may adversely affect the value of any of the Funds' investments and each Fund's ability to pursue its trading strategy. In addition, the securities markets are subject to comprehensive statutes and regulations. The SEC and other regulators and self-regulatory organizations and exchanges are authorized to take extraordinary actions in the event of market emergencies. The effect of any future regulatory change on the Funds could be substantial and adverse.
- **RIC Compliance Risk.** Each of the Funds has elected to be, and intends to qualify each year for treatment as, a RIC under Subchapter M of Subtitle A, Chapter 1, of the Code. To continue to qualify for federal income tax treatment as a RIC, a Fund must meet certain source-of-income, asset diversification and annual distribution requirements. If for any taxable year a Fund fails to qualify for the special federal income tax treatment afforded to RICs, all of that Fund's taxable income will be subject to federal income tax at regular corporate rates (without any deduction for distributions to its shareholders) and its income available for distribution will be reduced. Under certain circumstances, a Fund could cure a failure to qualify as a RIC, but in order to do so, that Fund could incur significant Fund-level taxes and could be forced to dispose of certain assets.
- **Temporary Investments.** The Funds may depart from their principal investment strategies in response to adverse market, economic, political or other conditions by taking a temporary defensive position (up to 100% of its assets) in all types of money market and short-term debt securities. If a Fund were to take a temporary defensive position, it may be unable for a time to achieve its investment objective.

Disclosure of Portfolio Holdings

The Funds' entire portfolio holdings are publicly disseminated each day the Funds are open for business through the Funds' website located at www.fminvest.com, and may be made available through financial reporting and news services or any other medium, including publicly available internet web sites. Additional information regarding the Funds' policies and procedures with respect to the disclosure of the Funds' portfolio securities is available in the Funds' Statement of Additional Information ("SAI").

MANAGEMENT OF THE FUNDS

The Board of the Company, of which the Funds are each a series, is responsible for supervising the operations and affairs of the Funds. The Adviser is responsible for the daily management and administration of the Funds' operations.

Investment Adviser

The investment adviser for each Fund is F/m Investments LLC (the "Adviser"). The Adviser is located at 3050 K Street NW, Suite 201, Washington, DC 20007. The Adviser is a majority owned subsidiary of F/m Managers Group, LP, which is a wholly owned subsidiary of 1251 Capital, Inc., a financial services holding company. Three officers of the Company own an indirect, minority interest in the Adviser. Subject to the overall supervision of the Board, the Adviser manages the overall investment operations of each Fund in accordance with the Fund's investment objective and policies and formulates a continuing investment strategy for the Fund pursuant to the terms of investment advisory agreement between the Company and the Adviser (the "Advisory Agreement"). Under the terms of the Advisory Agreement, each Fund pays the Adviser a unitary management fee that is computed and paid monthly at an annual rate of 0.15% of each Fund's average daily net assets during the month. From the unitary management fee, the Adviser pays most of the expenses of the Funds, including the cost of transfer agency, custody, fund administration, legal, audit and other services. However, under the Advisory Agreement, the Adviser is not responsible for interest expenses, brokerage commissions and other trading expenses, taxes and other extraordinary costs such as litigation and other expenses not incurred in the ordinary course of business.

For the fiscal year ended August 31, 2025, the Funds paid to the Adviser for its services, the following:

| Funds | Advisory Fee Paid as of the fiscal year ended 8/31/25 |
|-----------------------|--|
| F/m UST 30Y Bond Fund | 0.15% |
| F/m UST 20Y Bond Fund | 0.15% |
| F/m UST 10Y Note Fund | 0.15% |
| F/m UST 7Y Note Fund | 0.15% |
| F/m UST 5Y Note Fund | 0.15% |
| F/m UST 3Y Note Fund | 0.15% |
| F/m UST 2Y Note Fund | 0.15% |
| F/m UST 12M Bill Fund | 0.15% |
| F/m UST 6M Bill Fund | 0.15% |
| F/m UST 3M Bill Fund | 0.15% |

A discussion regarding the Board's approval of the Funds' Advisory Agreement and the factors the Board considered with respect to its approval is available in the Funds' annual report to shareholders for the fiscal year ended August 31, 2025.

The Adviser's Investment Management Team

Peter Baden, Alexander Morris, and Marcin Zdunek serve as each Fund's portfolio managers and are jointly responsible for the portfolio management decisions for the Funds.

Peter Baden

Peter Baden is the Managing Director, Director of Fixed Income Strategy of the Adviser, and Portfolio Manager for the firm's taxable bond strategies. Mr. Baden has over 25 years of investment management experience, encompassing portfolio management, mergers and acquisitions, financial institutions, and credit analysis. Prior to joining the Adviser in 2020, Mr. Baden joined a predecessor firm in 2005 to launch the firm's effort to build customized fixed income portfolios for high net-worth clients. Prior to joining the predecessor firm, Mr. Baden worked on the mergers and acquisitions team at Star Banc

(now US Bancorp) acquiring and integrating multiple banks and savings and loan associations. In the trust department of Star Banc, he managed the REIT allocation for a mutual fund and analyzed US and international bank, insurance, and financial companies, as well as municipalities. Previously, at Pacholder Associates, Mr. Baden managed money market assets in multiple portfolios, and designed and developed proprietary portfolio systems and models for distressed companies, collateralized bond obligations, and legal settlement pools. Mr. Baden has extensive experience with resolution and liquidation for distressed portfolios including experience with the Resolution Trust Corporation.

Alexander Morris

Alexander Morris is the Chief Executive Officer of the Adviser. Mr. Morris has over 15 years of investment management experience, encompassing portfolio management, trading, mergers and acquisitions, financial institutions, and security analysis, and has served in a number of senior management roles for various financial institutions. He founded the Adviser in 2019 and has served in various executive capacities since its inception. Prior to founding the Adviser, Mr. Morris founded Rowhouse Capital Partners LLC, a boutique strategic advisory firm to financial institutions and previously served as in various capital markets and corporate development roles with Fortigent LLC (“Fortigent”), a family office services provider and asset manager, as well as with LPL Financial which acquired Fortigent in 2012. Prior to Fortigent, Mr. Morris served in various analysis roles for financial institutions.

Marcin Zdunek

Marcin Zdunek is the Managing Director, Head of Capital Markets & Portfolio Manager at the Adviser and is responsible for all aspects of trading and trade support. He joined the Adviser in November 2020 when his prior firm, First Western Capital Management (“First Western”), was acquired. Prior to joining First Western in 2007, Mr. Zdunek was a Supervisor in Fixed Income and Equity Trading at AIG Global Investment Group. Mr. Zdunek’s prior positions included Senior Fixed Income Trade Support Specialist at Alliance Capital Management and a Fixed Income Associate/Supervisor at Morgan Stanley.

The SAI provides additional information about the compensation of each Portfolio Manager, other accounts managed by them, and their ownership of Shares of the Funds.

HOW TO BUY AND SELL SHARES

Each of the Funds issue and redeem its Shares at NAV only in Creation Units. Only APs may acquire Shares directly from each Fund, and only APs may tender their Shares for redemption directly to each Fund, at NAV. APs must be (i) a broker-dealer or other participant in the clearing process through the Continuous Net Settlement System of the National Securities Clearing Corporation, a clearing agency that is registered with the SEC; or (ii) a DTC participant (as discussed below). In addition, each AP must execute a participant agreement that has been agreed to by the Funds’ distributor, and that has been accepted by the transfer agent, with respect to purchases and redemptions of Creation Units. Once created, Shares trade in the secondary market in quantities less than a Creation Unit.

Investors can only buy and sell Shares in secondary market transactions through brokers. Shares are listed for trading on the secondary market on The Nasdaq Stock Market, LLC (the “Exchange”) and can be bought and sold throughout the trading day like other publicly traded securities.

When buying or selling a Fund’s Shares through a broker, you will incur customary brokerage commissions and charges, and you may pay some or all of the spread between the bid and the offer price in the secondary market on each leg of a round trip (purchase and sale) transaction. In addition, because secondary market transactions occur at market prices, you may pay more than NAV when you buy Shares and receive less than NAV when you sell those Shares.

Book Entry

Shares are held in book-entry form, which means that no stock certificates are issued. The Depository Trust Company (“DTC”) or its nominee is the record owner of all outstanding Shares.

Investors owning a Fund’s Shares are beneficial owners as shown on the records of DTC or its participants. DTC serves as the securities depository for all Funds’ Shares. DTC’s participants include securities brokers and dealers, banks, trust companies, clearing corporations and other institutions that directly or indirectly maintain a custodial relationship with DTC. As a beneficial owner of a Fund’s Shares, you are not entitled to receive physical delivery of stock certificates or to have a Fund’s Shares registered

in your name, and you are not considered a registered owner of a Fund's Shares. Therefore, to exercise any right as an owner of a Fund's Shares, you must rely upon the procedures of DTC and its participants. These procedures are the same as those that apply to any other securities that you hold in book entry or "street name" through your brokerage account.

Share Trading Prices on the Exchange

Trading prices of the Funds' Shares on the Exchange may differ from the Fund's daily NAV. Market forces of supply and demand, economic conditions and other factors may affect the trading prices of Shares. To provide additional information regarding the indicative value of each Fund's Shares, the Exchange or a market data vendor disseminates information every 15 seconds through the facilities of the Consolidated Tape Association, or other widely disseminated means, including an updated "intraday indicative value" ("IIV") for each Fund's Shares as calculated by an information provider or market data vendor. The Funds are neither involved in nor responsible for any aspect of the calculation or dissemination of the IIVs and make no representation or warranty as to the accuracy of the IIVs. If the calculation of the IIV is based on the basket of Deposit Securities, such IIV may not represent the best possible valuation of the Funds' portfolios because the basket of Deposit Securities does not necessarily reflect the precise composition of the current portfolio of any Fund at a particular point in time. The IIV should not be viewed as a "real-time" update of each Fund's NAV because the IIV may not be calculated in the same manner as the NAV, which is computed only once a day, typically at the end of the business day. The IIV is generally determined by using both current market quotations and/or price quotations obtained from broker-dealers that may trade in the Deposit Securities.

Frequent Purchases and Redemptions of Shares

The Funds impose no restrictions on the frequency of purchases and redemptions of the Funds' Shares. In determining not to approve a written, established policy, the Board evaluated the risks of market timing activities by any of the Funds' shareholders. Purchases and redemptions by APs, who are the only parties that may purchase or redeem any Fund's Shares directly with a Fund, are an essential part of the ETF process and help keep share trading prices in line with NAV. As such, the Funds accommodate frequent purchases and redemptions by APs. However, the Board has also determined that frequent purchases and redemptions for cash may increase tracking error and portfolio transaction costs and may lead to the realization of capital gains or losses. To minimize these potential consequences of frequent purchases and redemptions, the Funds employ fair value pricing and impose transaction fees on purchases and redemptions of Creation Units to cover the custodial and other costs incurred by any of the Funds in effecting trades. In addition, the Funds reserve the right to reject any purchase order at any time.

Determination of Net Asset Value

For each Fund other than the F/m UST 3M Bill Fund, such Fund's NAV is calculated as of the scheduled close of regular trading on the NYSE, generally 4:00 p.m. Eastern Time, each day the NYSE is open for business. The F/m UST 3M Bill Fund's NAV is calculated twice per day: first at 12:00 p.m. Eastern Time, and second at the regularly scheduled close of regular trading of the NYSE (generally 4:00 p.m., Eastern Time), each day the NYSE is open for business. The NAV for each Fund is calculated by dividing that Fund's net assets by its Shares outstanding.

In calculating its NAV, each Fund generally values its assets on the basis of market quotations, last sale prices, or estimates of value furnished by a pricing service or brokers who make markets in such instruments. If such information is not available for a security held by a Fund or is determined to be unreliable, the security will be valued at fair value estimates by the Funds' Valuation Designee (defined below), under guidelines established by the Board.

Fair Value Pricing

The Board has adopted a pricing and valuation policy for use by each Fund and its Valuation Designee in calculating the Fund's NAV. Pursuant to Rule 2a-5 under the 1940 Act, each Fund has designated the Adviser as its "Valuation Designee" to perform all of the fair value determinations as well as to perform all of the responsibilities that may be performed by the Valuation Designee in accordance with Rule 2a-5. The Valuation Designee is authorized to make all necessary determinations of the fair values of portfolio securities and other assets for which market quotations are not readily available or if it is deemed that the prices obtained from brokers and dealers or independent pricing services are unreliable. Relying on prices supplied by pricing services or dealers or using fair valuation involves the risk that the values used by a Fund to price its investments may be higher or lower than the values used by other investment companies and investors to price the same investments.

DIVIDENDS, DISTRIBUTIONS, AND TAXES

Dividends and Distributions

Each Fund will distribute substantially all of its net investment income and net realized capital gains, if any, to its shareholders. Each Fund expects to declare and pay distributions, if any, monthly, however it may declare and pay distributions more or less frequently. Net realized capital gains (including net short-term capital gains), if any, will be distributed by each Fund at least annually.

Dividend Reinvestment Service

Brokers may make the DTC book-entry dividend reinvestment service available to their customers who own a Fund's Shares. If this service is available and used, dividend distributions of both income and capital gains will automatically be reinvested in additional whole Shares of that Fund purchased on the secondary market. Without this service, investors would receive their distributions in cash. In order to achieve the maximum total return on their investments, investors are encouraged to use the dividend reinvestment service. To determine whether the dividend reinvestment service is available and whether there is a commission or other charge for using this service, consult your broker. Brokers may require a Fund's shareholders to adhere to specific procedures and timetables.

Taxes

Each Fund has elected to be, and intends to qualify each year for treatment as, a RIC under Subchapter M of Subtitle A, Chapter 1, of the Code.

As with any investment, you should consider how your investment in Shares of a Fund will be taxed. The tax information in this Prospectus is provided as general information about certain U.S. tax considerations relevant under current law, which may be subject to change in the future. Such tax information does not represent a detailed description of the U.S. federal income tax consequences to you in light of your particular circumstances, including if you are subject to special tax treatment. Except where otherwise indicated, the discussion relates to investors who are "United States persons" (within the meaning of the Code) holding Shares as capital assets for U.S. federal income tax purposes (generally, for investment). You should consult your own tax professional about the tax consequences of an investment in a Shares of a Fund.

Unless your investment in Shares of a Fund is made through a tax-exempt entity or tax-advantaged account, such as an IRA plan, you need to be aware of the possible tax consequences when: (i) a Fund makes distributions; (ii) you sell your Shares listed on the Exchange; and (iii) you purchase or redeem Creation Units.

Taxes on Distributions

Each Fund intends to distribute, at least annually, substantially all of its net investment income and net capital gains income. For federal income tax purposes, distributions of investment income are generally taxable as ordinary income or qualified dividend income (as discussed below). Taxes on distributions of capital gains (if any) are determined by how long a Fund owned the investments that generated them, rather than how long a shareholder has owned his or her Shares of a Fund. Sales of assets held by a Fund for more than one year generally result in long-term capital gains and losses, and sales of assets held by a Fund for one year or less generally result in short-term capital gains and losses. Distributions of a Fund's net capital gain (the excess of net long-term capital gains over net short-term capital losses) that are reported by such Fund as capital gain dividends ("Capital Gain Dividends") will be taxable as long-term capital gains, which for non-corporate shareholders are subject to tax at reduced rates. Distributions of short-term capital gain will generally be taxable as ordinary income. Dividends and distributions are generally taxable to you whether you receive them in cash or reinvest them in additional Shares of a Fund.

Distributions reported by a Fund as "qualified dividend income" are generally taxed to non-corporate shareholders at rates applicable to long-term capital gains, provided holding period and other requirements are met by both such Fund and the shareholder. "Qualified dividend income" generally is income derived from dividends paid by U.S. corporations or certain foreign corporations that are either incorporated in a U.S. possession or eligible for tax benefits under certain U.S. income tax treaties. In addition, dividends that a Fund receives in respect of stock of certain foreign corporations may be qualified dividend income if that stock is readily tradable on an established U.S. securities market. The amount of a Fund's distributions that qualify for this favorable treatment may be reduced as a result of such Fund's securities lending activities, if any. Corporate shareholders may be entitled to a dividends-received deduction for the portion of dividends they receive from a Fund that are attributable to dividends received by such Fund from U.S. corporations, provided holding period and other requirements are met by both such Fund and the shareholder. The amount of the dividends qualifying for this deduction may, however, be reduced as a result of a Fund's securities lending activities, if any.

If a Fund were to retain any net capital gain, such Fund may designate the retained amount as undistributed capital gains in a notice to shareholders who, if subject to U.S. federal income tax on long-term capital gains, (i) will be required to include in income as long-term capital gain, their proportionate share of such undistributed amount, and (ii) will be entitled to credit their proportionate share of the U.S. federal income tax paid by such Fund on the undistributed amount against their U.S. federal income tax liabilities, if any, and to claim refunds to the extent the credit exceeds such liabilities. If such an event occurs, the tax basis of Shares owned by a shareholder of a Fund will, for U.S. federal income tax purposes, generally be increased by the difference between the amount of undistributed net capital gain included in the shareholder's gross income and the tax deemed paid by the shareholder.

Each Fund may make distributions that are treated as a return of capital. Such distributions are generally not taxable but will reduce the basis of your Shares. To the extent that the amount of any such distribution exceeds the basis of your Shares, however, the excess will be treated as gain from a sale of the Shares.

Shortly after the close of each calendar year, you will be informed of the character of any distributions received from a Fund.

U.S. individuals with income exceeding specified thresholds are subject to a 3.8% Medicare contribution tax on all or a portion of their "net investment income," which includes interest, dividends, and certain capital gains (including capital gains distributions and capital gains realized on the sale of Shares of a Fund). This 3.8% tax also applies to all or a portion of the undistributed net investment income of certain shareholders that are estates and trusts.

In general, your distributions are subject to federal income tax for the year in which they are paid. Certain distributions paid in January, however, may be treated as paid on December 31 of the prior year. Distributions are generally taxable even if they are paid from income or gains earned by a Fund before your investment (and thus were included in the Shares' NAV when you purchased your Shares of a Fund). Income from U.S. treasury securities are generally exempt from state and local taxes. Tax-exempt interest income is not included in net investment income for purposes of the federal net investment tax. Distributions paid from any interest income that is not tax-exempt and from any short-term or long-term capital gains will be taxable whether you reinvest those distributions or receive them in cash. Distributions paid from a Fund's net long-term capital gains, if any, are taxable to you as long-term capital gains, regardless of how long you have held your Shares.

You may wish to avoid investing in a Fund shortly before a dividend or other distribution, because such a distribution will generally be taxable to you even though it may economically represent a return of a portion of your investment. This adverse tax result is known as "buying into a dividend."

Taxes When Shares are Sold

For federal income tax purposes, any gain or loss realized upon a sale of Shares of a Fund generally is treated as a capital gain and as a long-term capital gain or loss if those Shares have been held for more than 12 months and as a short-term capital gain or loss if those Shares have been held for 12 months or less. However, any capital loss on a sale of Shares held for six months or less is treated as long-term capital loss to the extent of Capital Gain Dividends paid or undistributed capital gains deemed paid with respect to such Shares of a Fund. Any loss realized on a sale will be disallowed to the extent Shares of a Fund are acquired (or the shareholder enters into a contract or option to acquire Shares of a Fund), including through reinvestment of dividends, within a 61-day period beginning 30 days before and ending 30 days after the sale of Shares. If disallowed, the loss will be reflected in an increase to the basis of the Shares acquired.

IRAs and Other Tax-Qualified Plans

The one major exception to the preceding tax principles is that distributions on and sales of Shares of a Fund held in an IRA (or other tax-qualified plan) will not be currently taxable unless it borrowed to acquire the Shares.

U.S. Tax Treatment of Foreign Shareholders

If you are neither a resident nor a citizen of the United States or if you are a foreign entity, distributions (other than Capital Gain Dividends or returns of capital) paid to you by a Fund will generally be subject to a U.S. withholding tax at the rate of 30%, unless a lower treaty rate applies. Each Fund may, under certain circumstances, report all or a portion of a dividend as an "interest-related dividend" or a "short-term capital gain dividend," which would generally be exempt from this 30% U.S. withholding tax, provided certain other requirements are met. For these purposes, interest-related dividends and short-term capital gain dividends generally represent distributions of interest or short-term capital gains that would not have been subject to U.S. federal withholding tax at the source if received directly by a foreign shareholder, and that satisfy certain other requirements.

Properly reported distributions by a Fund that are received by foreign shareholders are generally exempt from U.S. federal withholding tax when they (a) are paid by a Fund in respect of such Fund's "qualified net interest income" (i.e., such Fund's U.S. source interest income, subject to certain exceptions, reduced by expenses that are allocable to such income), or (b) are paid by a Fund in connection with such Fund's "qualified short-term gains" (generally, the excess of such Fund's net short-term capital gains over such Fund's long-term capital losses for such tax year). However, depending on the circumstances, a Fund may report all, some or none of such Fund's potentially eligible distributions as derived from such qualified net interest income or from such qualified short-term gains, and a portion of such distributions (e.g., distributions attributable to interest from non-U.S. sources or any foreign currency gains) would be ineligible for this potential exemption from withholding.

If a Fund were to retain any net capital gain and designate the retained amount as undistributed capital gains in a notice to shareholders, foreign shareholders would be required to file a U.S. federal income tax return in order to claim refunds of their portion of the tax paid by such Fund on deemed capital gain distributions.

Foreign shareholders will generally not be subject to U.S. tax on gains realized on the sale of Shares in a Fund, except that a nonresident alien individual who is present in the United States for 183 days or more in a calendar year will be taxable on such gains and on Capital Gain Dividends from a Fund.

However, if a foreign investor conducts a trade or business in the United States and the investment in a Fund is effectively connected with that trade or business, then the foreign investor's income from such Fund will generally be subject to U.S. federal income tax at graduated rates in a manner similar to the income of a U.S. citizen or resident.

Each Fund is generally required to withhold 30% on certain payments to shareholders that are foreign entities and that fail to meet prescribed information reporting or certification requirements.

The tax consequences to a foreign shareholder entitled to claim the benefits of an applicable tax treaty may differ from those described herein. All foreign investors should consult their own tax advisors regarding the tax consequences in their country of residence of an investment in a Fund.

Backup Withholding

Each Fund (or a financial intermediary, such as a broker, through which a shareholder owns Shares of a Fund) generally is required to withhold and remit to the U.S. Treasury a percentage of the taxable distributions and sale or redemption proceeds paid to any shareholder who fails to properly furnish a correct taxpayer identification number, who has underreported dividend or interest income, or who fails to certify that he, she or it is not subject to such backup withholding. A foreign investor can generally avoid such backup withholding by certifying his or her foreign status under penalties of perjury. The current backup withholding rate is 24%.

Taxes on Purchases and Redemptions of Creation Units

An AP who exchanges securities for Creation Units generally recognizes a gain or a loss. The gain or loss will be equal to the difference between the market value of the Creation Units at the time of the exchange and the sum of the AP's aggregate basis in the securities surrendered plus the amount of cash paid for such Creation Units. The Internal Revenue Service however, may assert that a loss realized upon an exchange of securities for Creation Units cannot be deducted currently under the rules governing "wash sales," or on the basis that there has been no significant change in economic position. Any gain or loss realized by an AP upon a creation of Creation Units will be treated as capital gain or loss if the AP holds the securities exchanged therefor as capital assets, and otherwise will be ordinary income or loss. Any capital gain or loss realized upon the creation of Creation Units will generally be treated as long-term capital gain or loss if the securities exchanged for such Creation Units have been held by the AP for more than 12 months, and otherwise will be short-term capital gain or loss.

The Company on behalf of each Fund has the right to reject an order for a purchase of Creation Units if the AP (or a group of APs) would, upon obtaining the Creation Units so ordered, own 80% or more of the outstanding Shares of a Fund and if, pursuant to Section 351 of the Code, such Fund would have a basis in the securities different from the market value of such securities on the date of deposit. The Company also has the right to require information necessary to determine beneficial share ownership for purposes of the 80% determination. If a Fund does issue Creation Units to an AP (or group of APs) that would, upon obtaining the Creation Units so ordered, own 80% or more of the outstanding Shares of such Fund, the AP (or group of APs) may not recognize gain or loss upon the exchange of securities for Creation Units.

An AP who redeems Creation Units will generally recognize a gain or loss equal to the difference between the sum of the aggregate market value of any securities received plus the amount of any cash received for such Creation Units and the AP's basis in the Creation Units. Any gain or loss realized by an AP upon a redemption of Creation Units will be treated as capital gain or loss if the AP holds the Shares comprising the Creation Units as capital assets, and otherwise will be ordinary income or loss. Any capital gain or loss realized

upon the redemption of Creation Units will generally be treated as long-term capital gain or loss if the Shares comprising the Creation Units have been held by the AP for more than 12 months, and otherwise will generally be short-term capital gain or loss. Any capital loss realized upon a redemption of Creation Units held for six months or less will be treated as a long-term capital loss to the extent of any amounts treated as distributions to the applicable AP of long-term capital gains with respect to the Creation Units (including any amounts credited to the AP as undistributed capital gains). However, any loss realized upon a redemption of Creation Units will be disallowed to the extent Shares of a Fund are acquired (or the AP enters into a contract or option to acquire Shares of a Fund), including through reinvestment of dividends, within a 61-day period beginning 30 days before and ending 30 days after the redemption. If disallowed, the loss will be reflected in an increase to the basis of the Shares acquired.

Each Fund may include a payment of cash in addition to, or in place of, the delivery of a basket of securities upon the redemption of Creation Units. A Fund may sell portfolio securities to obtain the cash needed to distribute redemption proceeds. This may cause a Fund to recognize investment income and/or capital gains or losses that it might not have recognized if it had completely satisfied the redemption in-kind which would generally not give rise to a taxable gain or loss for a Fund. As a result, a Fund may be less tax efficient if it includes such a cash payment in the proceeds paid upon the redemption of Creation Units.

Persons purchasing or redeeming Creation Units should consult their own tax advisers with respect to the tax treatment of any creation or redemption transaction.

The foregoing discussion summarizes some of the possible consequences under current federal tax law of an investment in a Fund. It is not a substitute for personal tax advice. You also may be subject to state and local tax on a Fund's distributions and sales of Shares of a Fund. Consult your personal tax advisor about the potential tax consequences of an investment in Shares of a Fund under all applicable tax laws. For more information, please see the section entitled "DIVIDENDS, DISTRIBUTIONS, AND TAXES" in the SAI.

DISTRIBUTION

The Distributor, Quasar Distributors, LLC, a wholly-owned subsidiary of Foreside Financial Group, LLC (d/b/a ACA Group), is a broker-dealer registered with the SEC. The Distributor distributes Creation Units for the Funds on an agency basis and does not maintain a secondary market in Shares. The Distributor has no role in determining the policies of the Funds or the securities that are purchased or sold by the Funds. The Distributor's principal address is 190 Middle Street, Suite 301, Portland, Maine 04101.

ADDITIONAL CONSIDERATIONS

Payments to Financial Intermediaries

The Adviser and its affiliates, out of their own resources and without additional cost to the Funds or their shareholders, may pay intermediaries, including affiliates of the Adviser, for the sale of Funds' Shares and related services, including participation in activities that are designed to make intermediaries more knowledgeable about exchange traded products. Payments are generally made to intermediaries that provide shareholder servicing, marketing and related sales support, educational training or support, or access to sales meetings, sales representatives and management representatives of the intermediary. Payments may also be made to intermediaries for making Shares of the Funds available to their customers generally and in investment programs. The Adviser and its affiliates may also reimburse expenses or make payments from their own resources to intermediaries in consideration of services or other activities the Adviser believes may facilitate investment in the Funds.

The possibility of receiving, or the receipt of, the payments described above may provide intermediaries or their salespersons with an incentive to favor sales of Shares of any of the Funds, and other funds whose affiliates make similar compensation available, over other investments that do not make such payments. Investors may wish to take such payment arrangements into account when considering and evaluating any recommendations relating to a Fund and other ETFs.

Premium/Discount Information

Information regarding how often each of the Fund's Shares traded on the Exchange at a price above (i.e., at a premium) or below (i.e., at a discount) the NAV is available, free of charge, on the Funds' website at www.fminvest.com.

Continuous Offering

The method by which Creation Units are purchased and traded may raise certain issues under applicable securities laws. Because new Creation Units are issued and sold by the Funds on an ongoing basis, at any point a “distribution,” as such term is used in the Securities Act of 1933, as amended (the “Securities Act”), may occur. Broker-dealers and other persons are cautioned that some activities on their part may, depending on the circumstances, result in their being deemed participants in a distribution in a manner which could render them statutory underwriters and subject them to the Prospectus delivery and liability provisions of the Securities Act.

For example, a broker-dealer firm or its client may be deemed a statutory underwriter if it takes Creation Units after placing an order with the Distributor, breaks them down into individual Shares, and sells such Shares directly to customers, or if it chooses to couple the creation of a supply of new Shares with an active selling effort involving solicitation of secondary market demand for Shares. A determination of whether one is an underwriter for purposes of the Securities Act must take into account all the facts and circumstances pertaining to the activities of the broker-dealer or its client in the particular case, and the examples mentioned above should not be considered a complete description of all the activities that could lead to categorization as an underwriter.

Broker-dealer firms should also note that dealers who are not “underwriters” but are effecting transactions in Shares, whether or not participating in the distribution of Shares, are generally required to deliver a prospectus. This is because the prospectus delivery exemption in Section 4(a)(3) of the Securities Act is not available with respect to such transactions as a result of Section 24(d) of the 1940 Act. As a result, broker dealer-firms should note that dealers who are not underwriters but are participating in a distribution (as contrasted with ordinary secondary market transactions) and thus dealing with Funds’ Shares that are part of an over-allotment within the meaning of Section 4(a)(3)(a) of the Securities Act would be unable to take advantage of the prospectus delivery exemption provided by Section 4(a)(3) of the Securities Act. Firms that incur a prospectus delivery obligation with respect to Shares of the Funds are reminded that under Rule 153 of the Securities Act, a prospectus delivery obligation under Section 5(b) (2) of the Securities Act owed to an exchange member in connection with a sale on an exchange is satisfied by the fact that the Funds’ Prospectus is available on the SEC’s electronic filing system. The prospectus delivery mechanism provided in Rule 153 of the Securities Act is only available with respect to transactions on an exchange.

Additional Information

The Funds enter into contractual arrangements with various parties, including among others the Funds’ investment adviser, who provides services to the Funds. Shareholders are not parties to, or intended (or “third party”) beneficiaries of, those contractual arrangements.

The Prospectus and the SAI provide information concerning the Funds that you should consider in determining whether to purchase Shares of any of the Funds. The Funds may make changes to this information from time to time. Neither this Prospectus nor the SAI is intended to give rise to any contract rights or other rights in any shareholder, other than any rights conferred explicitly by federal or state securities laws that may not be waived.

NO PERSON HAS BEEN AUTHORIZED TO GIVE ANY INFORMATION OR MAKE ANY REPRESENTATIONS NOT CONTAINED IN THIS PROSPECTUS OR IN THE FUNDS’ SAI INCORPORATED HEREIN BY REFERENCE, IN CONNECTION WITH THE OFFERING MADE BY THIS PROSPECTUS AND, IF GIVEN OR MADE, SUCH REPRESENTATIONS MUST NOT BE RELIED UPON AS HAVING BEEN AUTHORIZED BY THE COMPANY OR ITS DISTRIBUTOR. THIS PROSPECTUS DOES NOT CONSTITUTE AN OFFERING BY THE COMPANY OR BY THE DISTRIBUTOR IN ANY JURISDICTION IN WHICH SUCH OFFERING MAY NOT LAWFULLY BE MADE.

FINANCIAL HIGHLIGHTS

The following financial highlights tables are intended to help you understand each Fund's financial performance for the period of its operations. Certain information reflects financial results for a single Share. Total returns in the tables represent the rate an investor would have earned (or lost) on an investment in a Fund (assuming reinvestment of all dividends and distributions). The financial information for the periods shown has been audited by Cohen & Company, Ltd., the Funds' independent registered public accounting firm, whose report, along with the Funds' financial statements, are included in the annual report for the fiscal year ended August 31, 2025, which is available upon request. The financial highlights tables on the following pages reflect selected per share data and ratios for a share outstanding of each Fund throughout the applicable period.

FINANCIAL HIGHLIGHTS

Contained below is per share operating performance data for shares outstanding, total investment return (loss), ratios to average net assets and other supplemental data for the respective periods. This information has been derived from information provided in the financial statements.

| F/m UST 30Y Bond Fund | FOR THE YEAR ENDED AUGUST 31, 2025 | FOR THE YEAR ENDED AUGUST 31, 2024 | FOR THE PERIOD ENDED AUGUST 31, 2023^(a) |
|--|---|---|---|
| PER SHARE DATA: | | | |
| Net asset value, beginning of period | \$ 46.04 | \$ 46.37 | \$ 50.00 |
| INVESTMENT OPERATIONS: | | | |
| Net investment income ^(b) | 1.90 | 1.89 | 0.77 |
| Net realized and unrealized gain (loss) on investments ^(c) | (5.14) | (0.34) | (3.83) |
| Total from investment operations | (3.24) | 1.55 | (3.06) |
| LESS DISTRIBUTIONS FROM: | | | |
| Net investment income | (1.89) | (1.88) | (0.57) |
| Total distributions | (1.89) | (1.88) | (0.57) |
| ETF transaction fees per share | 0.01 | — | — |
| Net asset value, end of period | \$ 40.92 | \$ 46.04 | \$ 46.37 |
| TOTAL RETURN^{(d)(e)} | (7.16)% | 3.59% | (6.17)% |
| SUPPLEMENTAL DATA AND RATIOS | | | |
| Net assets, end of period (in thousands) | \$ 21,276 | \$ 17,955 | \$ 2,782 |
| Ratio of expenses to average net assets ^(f) | 0.15% | 0.15% | 0.15% |
| Ratio of net investment income/(loss) to average net assets ^(f) | 4.46% | 4.25% | 3.72% |
| Portfolio turnover rate ^{(d)(g)} | 390% | 286% | 180% |

^(a) Inception date of the Fund was March 27, 2023.

^(b) Net investment income per share has been calculated based on average shares outstanding during the periods.

^(c) Realized and unrealized gains and losses per share in the caption are balancing amounts necessary to reconcile the change in net asset value per share for the periods, and may not reconcile with the aggregate gains and losses in the Statement of Operations due to share transactions for the periods.

^(d) Not annualized for periods less than one year.

^(e) Total investment return (loss) on net asset value is calculated assuming a purchase of shares on the first day and a sale of shares on the last day of each period reported and includes reinvestments of dividends and distributions, if any.

^(f) Annualized for periods less than one year.

^(g) Portfolio turnover rate excludes in-kind transactions.

FINANCIAL HIGHLIGHTS

Contained below is per share operating performance data for shares outstanding, total investment return (loss), ratios to average net assets and other supplemental data for the respective periods. This information has been derived from information provided in the financial statements.

| F/m UST 20Y Bond Fund | FOR THE YEAR ENDED AUGUST 31, 2025 | FOR THE YEAR ENDED AUGUST 31, 2024 | FOR THE PERIOD ENDED AUGUST 31, 2023^(a) |
|--|---|---|---|
| PER SHARE DATA: | | | |
| Net asset value, beginning of period | \$ 46.87 | \$ 46.86 | \$ 50.00 |
| INVESTMENT OPERATIONS: | | | |
| Net investment income (loss) ^(b) | 2.01 | 2.00 | 0.81 |
| Net realized and unrealized gain (loss) on investments ^(c) | (3.61) | (0.01) | (3.34) |
| Total from investment operations | (1.60) | 1.99 | (2.53) |
| LESS DISTRIBUTIONS FROM: | | | |
| Net investment income | (1.83) | (1.98) | (0.61) |
| Return of capital | (0.15) | — | — |
| Total distributions | (1.98) | (1.98) | (0.61) |
| ETF transaction fees per share | 0.01 | — | — |
| Net asset value, end of period | \$ 43.30 | \$ 46.87 | \$ 46.86 |
| TOTAL RETURN^{(d)(e)} | (3.45)% | 4.47% | (5.10)% |
| SUPPLEMENTAL DATA AND RATIOS: | | | |
| Net assets, end of period (in thousands) | \$ 9,526 | \$ 26,250 | \$ 1,874 |
| Ratio of expenses to average net assets ^(f) | 0.15% | 0.15% | 0.15% |
| Ratio of net investment income (loss) to average net assets ^(f) | 4.49% | 4.38% | 3.87% |
| Portfolio turnover rate ^{(d)(g)} | 353% | 344% | 219% |

(a) Inception date of the Fund was March 27, 2023.

(b) Net investment income per share has been calculated based on average shares outstanding during the periods.

(c) Realized and unrealized gains and losses per share in the caption are balancing amounts necessary to reconcile the change in net asset value per share for the periods, and may not reconcile with the aggregate gains and losses in the Statement of Operations due to share transactions for the periods.

(d) Not annualized for periods less than one year.

(e) Total investment return (loss) on net asset value is calculated assuming a purchase of shares on the first day and a sale of shares on the last day of each period reported and includes reinvestments of dividends and distributions, if any.

(f) Annualized for periods less than one year.

(g) Portfolio turnover rate excludes in-kind transactions.

FINANCIAL HIGHLIGHTS

Contained below is per share operating performance data for shares outstanding, total investment return (loss), ratios to average net assets and other supplemental data for the respective periods. This information has been derived from information provided in the financial statements.

| F/m UST 10Y Note Fund | FOR THE YEAR ENDED AUGUST 31, 2025 | FOR THE YEAR ENDED AUGUST 31, 2024 | FOR THE YEAR ENDED AUGUST 31, 2023 | FOR THE PERIOD ENDED AUGUST 31, 2022^(a) |
|--|---|---|---|---|
| PER SHARE DATA: | | | | |
| Net asset value, beginning of period | \$ 44.98 | \$ 44.52 | \$ 48.41 | \$ 49.91 |
| INVESTMENT OPERATIONS: | | | | |
| Net investment income ^(b) | 1.79 | 1.79 | 1.55 | 0.09 |
| Net realized and unrealized gain (loss) on investments ^(c) | (1.02) | 0.42 | (3.88) | (1.59) |
| Total from investment operations | 0.77 | 2.21 | (2.33) | (1.50) |
| LESS DISTRIBUTIONS FROM: | | | | |
| Net investment income | (1.80) | (1.75) | (1.56) | — |
| Total distributions | (1.80) | (1.75) | (1.56) | — |
| ETF transaction fees per share | 0.00 ^(d) | — | — | — |
| Net asset value, end of period | \$ 43.95 | \$ 44.98 | \$ 44.52 | \$ 48.41 |
| TOTAL RETURN^{(e)(f)} | 1.81% | 5.15% | (4.87)% | (3.00)% |
| SUPPLEMENTAL DATA AND RATIOS: | | | | |
| Net assets, end of period (in thousands) | \$ 222,378 | \$ 156,975 | \$ 56,094 | \$ 20,334 |
| Ratio of expenses to average net assets ^(g) | 0.15% | 0.15% | 0.15% | 0.15% |
| Ratio of net investment income (loss) to average net assets ^(g) | 4.10% | 4.08% | 3.40% | 2.77% |
| Portfolio turnover rate ^{(e)(h)} | 402% | 317% | 289% | 97% |

^(a) Inception date of the Fund was August 8, 2022.

^(b) Net investment income per share has been calculated based on average shares outstanding during the periods.

^(c) Realized and unrealized gains and losses per share in the caption are balancing amounts necessary to reconcile the change in net asset value per share for the periods, and may not reconcile with the aggregate gains and losses in the Statement of Operations due to share transactions for the periods.

^(d) Amount represents less than \$0.005 per share

^(e) Not annualized for periods less than one year.

^(f) Total investment return (loss) on net asset value is calculated assuming a purchase of shares on the first day and a sale of shares on the last day of each period reported and includes reinvestments of dividends and distributions, if any.

^(g) Annualized for periods less than one year.

^(h) Portfolio turnover rate excludes in-kind transactions.

FINANCIAL HIGHLIGHTS

Contained below is per share operating performance data for shares outstanding, total investment return (loss), ratios to average net assets and other supplemental data for the respective periods. This information has been derived from information provided in the financial statements.

| F/m UST 7Y Note Fund | FOR THE YEAR ENDED AUGUST 31, 2025 | FOR THE YEAR ENDED AUGUST 31, 2024 | FOR THE PERIOD ENDED AUGUST 31, 2023^(a) |
|--|---|---|---|
| PER SHARE DATA: | | | |
| Net asset value, beginning of period | \$ 49.02 | \$ 48.14 | \$ 50.00 |
| INVESTMENT OPERATIONS: | | | |
| Net investment income ^(b) | 1.86 | 1.97 | 0.75 |
| Net realized and unrealized gain (loss) on investments ^(c) | (0.30) | 0.90 | (2.03) |
| Total from investment operations | 1.56 | 2.87 | (1.28) |
| LESS DISTRIBUTIONS FROM: | | | |
| Net investment income | (1.88) | (1.99) | (0.58) |
| Total distributions | (1.88) | (1.99) | (0.58) |
| ETF transaction fees per share | 0.01 | — | — |
| Net asset value, end of period | \$ 48.71 | \$ 49.02 | \$ 48.14 |
| TOTAL RETURN^{(d)(e)} | 3.34% | 6.15% | (2.58)% |
| SUPPLEMENTAL DATA AND RATIOS: | | | |
| Net assets, end of period (in thousands) | \$ 7,306 | \$ 5,392 | \$ 963 |
| Ratio of expenses to average net assets ^(f) | 0.15% | 0.15% | 0.15% |
| Ratio of net investment income (loss) to average net assets ^(f) | 3.88% | 4.11% | 3.55% |
| Portfolio turnover rate ^{(d)(g)} | 1,122% | 1,064% | 497% |

^(a) Inception date of the Fund was March 27, 2023.

^(b) Net investment income per share has been calculated based on average shares outstanding during the periods.

^(c) Realized and unrealized gains and losses per share in the caption are balancing amounts necessary to reconcile the change in net asset value per share for the periods, and may not reconcile with the aggregate gains and losses in the Statement of Operations due to share transactions for the periods.

^(d) Not annualized for periods less than one year.

^(e) Total investment return (loss) on net asset value is calculated assuming a purchase of shares on the first day and a sale of shares on the last day of each period reported and includes reinvestments of dividends and distributions, if any.

^(f) Annualized for periods less than one year.

^(g) Portfolio turnover rate excludes in-kind transactions.

FINANCIAL HIGHLIGHTS

Contained below is per share operating performance data for shares outstanding, total investment return (loss), ratios to average net assets and other supplemental data for the respective periods. This information has been derived from information provided in the financial statements.

| F/m UST 5Y Note Fund | FOR THE YEAR ENDED AUGUST 31, 2025 | FOR THE YEAR ENDED AUGUST 31, 2024 | FOR THE PERIOD ENDED AUGUST 31, 2023^(a) |
|--|---|---|---|
| PER SHARE DATA: | | | |
| Net asset value, beginning of period | \$ 49.40 | \$ 48.58 | \$ 50.00 |
| INVESTMENT OPERATIONS: | | | |
| Net investment income ^(b) | 1.86 | 1.98 | 0.79 |
| Net realized and unrealized gain (loss) on investments ^(c) | 0.06 | 0.86 | (1.63) |
| Total from investments operations | 1.92 | 2.84 | (0.84) |
| LESS DISTRIBUTIONS FROM: | | | |
| Net investment income | (1.87) | (2.02) | (0.58) |
| Total distributions | (1.87) | (2.02) | (0.58) |
| ETF transaction fees per share | 0.00 ^(d) | — | — |
| Net asset value, end of period | \$ 49.45 | \$ 49.40 | \$ 48.58 |
| TOTAL RETURN^{(e)(f)} | 4.00% | 6.06% | (1.69)% |
| SUPPLEMENTAL DATA AND RATIOS: | | | |
| Net assets, end of period (in thousands) | \$ 30,166 | \$ 24,208 | \$ 4,372 |
| Ratio of expenses to average net assets ^(g) | 0.15% | 0.15% | 0.15% |
| Ratio of net investment income (loss) to average net assets ^(g) | 3.82% | 4.09% | 3.77% |
| Portfolio turnover rate ^{(e)(h)} | 1,037% | 1,036% | 548% |

^(a) Inception date of the Fund was March 27, 2023.

^(b) Net investment income per share has been calculated based on average shares outstanding during the periods.

^(c) Realized and unrealized gains and losses per share in the caption are balancing amounts necessary to reconcile the change in net asset value per share for the periods, and may not reconcile with the aggregate gains and losses in the Statement of Operations due to share transactions for the periods.

^(d) Amount represents less than \$0.005 per share

^(e) Not annualized for periods less than one year.

^(f) Total investment return (loss) on net asset value is calculated assuming a purchase of shares on the first day and a sale of shares on the last day of each period reported and includes reinvestments of dividends and distributions, if any.

^(g) Annualized for periods less than one year.

^(h) Portfolio turnover rate excludes in-kind transactions.

FINANCIAL HIGHLIGHTS

Contained below is per share operating performance data for shares outstanding, total investment return (loss), ratios to average net assets and other supplemental data for the respective periods. This information has been derived from information provided in the financial statements.

| F/m UST 3Y Note Fund | FOR THE YEAR ENDED AUGUST 31, 2025 | FOR THE YEAR ENDED AUGUST 31, 2024 | FOR THE PERIOD ENDED AUGUST 31, 2023^(a) |
|--|---|---|---|
| PER SHARE DATA: | | | |
| Net asset value, beginning of period | \$ 49.70 | \$ 49.02 | \$ 50.00 |
| INVESTMENT OPERATIONS: | | | |
| Net investment income ^(b) | 1.86 | 2.01 | 0.82 |
| Net realized and unrealized gain (loss) on investments ^(c) | 0.24 | 0.76 | (1.15) |
| Total from investments operations | 2.10 | 2.77 | (0.33) |
| LESS DISTRIBUTIONS FROM: | | | |
| Net investment income | (1.87) | (2.09) | (0.65) |
| Total distributions | (1.87) | (2.09) | (0.65) |
| ETF transaction fees per share | 0.01 | — | — |
| Net asset value, end of period | \$ 49.94 | \$ 49.70 | \$ 49.02 |
| TOTAL RETURN^{(d)(e)} | 4.36% | 5.82% | (0.66)% |
| SUPPLEMENTAL DATA AND RATIOS: | | | |
| Net assets, end of period (in thousands) | \$ 9,488 | \$ 7,455 | \$ 1,471 |
| Ratio of expenses to average net assets ^(f) | 0.15% | 0.15% | 0.15% |
| Ratio of net investment income (loss) to average net assets ^(f) | 3.76% | 4.09% | 3.86% |
| Portfolio turnover rate ^{(d)(g)} | 1,086% | 905% | 422% |

^(a) Inception date of the Fund was March 27, 2023.

^(b) Net investment income per share has been calculated based on average shares outstanding during the periods.

^(c) Realized and unrealized gains and losses per share in the caption are balancing amounts necessary to reconcile the change in net asset value per share for the periods, and may not reconcile with the aggregate gains and losses in the Statement of Operations due to share transactions for the periods.

^(d) Not annualized for periods less than one year.

^(e) Total investment return (loss) on net asset value is calculated assuming a purchase of shares on the first day and a sale of shares on the last day of each period reported and includes reinvestments of dividends and distributions, if any.

^(f) Annualized for periods less than one year.

^(g) Portfolio turnover rate excludes in-kind transactions.

FINANCIAL HIGHLIGHTS

Contained below is per share operating performance data for shares outstanding, total investment return (loss), ratios to average net assets and other supplemental data for the respective periods. This information has been derived from information provided in the financial statements.

| F/m UST 2Y Note Fund | FOR THE YEAR ENDED AUGUST 31, 2025 | FOR THE YEAR ENDED AUGUST 31, 2024 | FOR THE YEAR ENDED AUGUST 31, 2023 | FOR THE PERIOD ENDED AUGUST 31, 2022^(a) |
|--|---|---|---|---|
| PER SHARE DATA: | | | | |
| Net asset value, beginning of period | \$ 48.55 | \$ 48.16 | \$ 49.74 | \$ 49.84 |
| INVESTMENT OPERATIONS: | | | | |
| Net investment income ^(b) | 1.83 | 2.16 | 2.02 | 0.11 |
| Net realized and unrealized gain (loss) on investments ^(c) | 0.07 | 0.43 | (1.84) | (0.21) |
| Total from investments operations | 1.90 | 2.59 | 0.18 | (0.10) |
| LESS DISTRIBUTIONS FROM: | | | | |
| Net investment income | (1.86) | (2.20) | (1.76) | — |
| Total distributions | (1.86) | (2.20) | (1.76) | — |
| ETF transaction fees per share | 0.00 ^(d) | — | — | — |
| Net asset value, end of period | \$ 48.59 | \$ 48.55 | \$ 48.16 | \$ 49.74 |
| TOTAL RETURN^{(e)(f)} | 4.00% | 5.54% | 0.38% | (0.20)% |
| SUPPLEMENTAL DATA AND RATIOS: | | | | |
| Net assets, end of period (in thousands) | \$ 376,565 | \$ 452,474 | \$ 305,342 | \$ 17,907 |
| Ratio of expenses to average net assets ^(g) | 0.15% | 0.15% | 0.15% | 0.15% |
| Ratio of net investment income (loss) to average net assets ^(g) | 3.78% | 4.49% | 4.15% | 3.54% |
| Portfolio turnover rate ^{(e)(h)} | 1,301% | 1,091% | 1,048% | 100% |

^(a) Inception date of the Fund was August 8, 2022.

^(b) Net investment income per share has been calculated based on average shares outstanding during the periods.

^(c) Realized and unrealized gains and losses per share in the caption are balancing amounts necessary to reconcile the change in net asset value per share for the periods, and may not reconcile with the aggregate gains and losses in the Statement of Operations due to share transactions for the periods.

^(d) Amount represents less than \$0.005 per share

^(e) Not annualized for periods less than one year.

^(f) Total investment return (loss) on net asset value is calculated assuming a purchase of shares on the first day and a sale of shares on the last day of each period reported and includes reinvestments of dividends and distributions, if any.

^(g) Annualized for periods less than one year.

^(h) Portfolio turnover rate excludes in-kind transactions.

FINANCIAL HIGHLIGHTS

Contained below is per share operating performance data for shares outstanding, total investment return (loss), ratios to average net assets and other supplemental data for the respective periods. This information has been derived from information provided in the financial statements.

| F/m UST 12M Bill Fund | FOR THE YEAR ENDED AUGUST 31, 2025 | FOR THE YEAR ENDED AUGUST 31, 2024 | FOR THE PERIOD ENDED AUGUST 31, 2023^(a) |
|--|---|---|---|
| PER SHARE DATA: | | | |
| Net asset value, beginning of period | \$ 50.13 | \$ 49.91 | \$ 50.07 |
| INVESTMENT OPERATIONS: | | | |
| Net investment income ^(b) | 2.00 | 2.47 | 1.96 |
| Net realized and unrealized gain (loss) on investments ^(c) | 0.14 | 0.25 | (0.48) |
| Total from investments operations | 2.14 | 2.72 | 1.48 |
| LESS DISTRIBUTIONS FROM: | | | |
| Net investment income | (2.04) | (2.50) | (1.64) |
| Total distributions | (2.04) | (2.50) | (1.64) |
| ETF transaction fees per share | 0.00 ^(d) | — | — |
| Net asset value, end of period | \$ 50.23 | \$ 50.13 | \$ 49.91 |
| TOTAL RETURN^{(e)(f)} | 4.38% | 5.58% | 3.01% |
| SUPPLEMENTAL DATA AND RATIOS: | | | |
| Net assets, end of period (in thousands) | \$ 281,776 | \$ 237,098 | \$ 126,282 |
| Ratio of expenses to average net assets ^(g) | 0.15% | 0.15% | 0.15% |
| Ratio of net investment income (loss) to average net assets ^(g) | 3.99% | 4.94% | 4.93% |
| Portfolio turnover rate ^{(e)(h)} | 0% | 0% | 0% |

^(a) Inception date of the Fund was November 14, 2022.

^(b) Net investment income per share has been calculated based on average shares outstanding during the periods.

^(c) Realized and unrealized gains and losses per share in the caption are balancing amounts necessary to reconcile the change in net asset value per share for the periods, and may not reconcile with the aggregate gains and losses in the Statement of Operations due to share transactions for the periods.

^(d) Amount represents less than \$0.005 per share

^(e) Not annualized for periods less than one year.

^(f) Total investment return (loss) on net asset value is calculated assuming a purchase of shares on the first day and a sale of shares on the last day of each period reported and includes reinvestments of dividends and distributions, if any.

^(g) Annualized for periods less than one year.

^(h) Portfolio turnover rate excludes in-kind transactions.

FINANCIAL HIGHLIGHTS

Contained below is per share operating performance data for shares outstanding, total investment return (loss), ratios to average net assets and other supplemental data for the respective periods. This information has been derived from information provided in the financial statements.

| F/m UST 6M Bill Fund | FOR THE YEAR ENDED AUGUST 31, 2025 | FOR THE YEAR ENDED AUGUST 31, 2024 | FOR THE PERIOD ENDED AUGUST 31, 2023^(a) |
|--|---|---|---|
| PER SHARE DATA: | | | |
| Net asset value, beginning of period | \$ 50.17 | \$ 50.13 | \$ 50.00 |
| INVESTMENT OPERATIONS: | | | |
| Net investment income ^(b) | 2.11 | 2.58 | 1.28 |
| Net realized and unrealized gain (loss) on investments ^(c) | 0.06 | 0.09 | (0.12) |
| Total from investments operations | 2.17 | 2.67 | 1.16 |
| LESS DISTRIBUTIONS FROM: | | | |
| Net investment income | (2.15) | (2.63) | (1.03) |
| Total distributions | (2.15) | (2.63) | (1.03) |
| ETF transaction fees per share | 0.00 ^(d) | — | — |
| Net asset value, end of period | \$ 50.19 | \$ 50.17 | \$ 50.13 |
| TOTAL RETURN^{(e)(f)} | 4.44% | 5.48% | 2.35% |
| SUPPLEMENTAL DATA AND RATIOS: | | | |
| Net assets, end of period (in thousands) | \$ 808,046 | \$ 598,494 | \$ 311,318 |
| Ratio of expenses to average net assets ^(g) | 0.15% | 0.15% | 0.15% |
| Ratio of net investment income (loss) to average net assets ^(g) | 4.20% | 5.14% | 5.26% |
| Portfolio turnover rate ^{(e)(h)} | 0% | 0% | 0% |

^(a) Inception date of the Fund was March 6, 2023.

^(b) Net investment income per share has been calculated based on average shares outstanding during the periods.

^(c) Realized and unrealized gains and losses per share in the caption are balancing amounts necessary to reconcile the change in net asset value per share for the periods, and may not reconcile with the aggregate gains and losses in the Statement of Operations due to share transactions for the periods.

^(d) Amount represents less than \$0.005 per share

^(e) Not annualized for periods less than one year.

^(f) Total investment return (loss) on net asset value is calculated assuming a purchase of shares on the first day and a sale of shares on the last day of each period reported and includes reinvestments of dividends and distributions, if any.

^(g) Annualized for periods less than one year.

^(h) Portfolio turnover rate excludes in-kind transactions.

FINANCIAL HIGHLIGHTS

Contained below is per share operating performance data for shares outstanding, total investment return (loss), ratios to average net assets and other supplemental data for the respective periods. This information has been derived from information provided in the financial statements.

| F/m UST 3M Bill Fund | FOR THE YEAR ENDED AUGUST 31, 2025 | FOR THE YEAR ENDED AUGUST 31, 2024 | FOR THE YEAR ENDED AUGUST 31, 2023 | FOR THE PERIOD ENDED AUGUST 31, 2022^(a) |
|--|---|---|---|---|
| PER SHARE DATA: | | | | |
| Net asset value, beginning of period | \$ 50.04 | \$ 50.06 | \$ 49.80 | \$ 49.75 |
| INVESTMENT OPERATIONS: | | | | |
| Net investment income ^(b) | 2.14 | 2.61 | 2.49 | 0.09 |
| Net realized and unrealized gain (loss) on investments ^(c) | 0.03 | — ^(d) | (0.29) | (0.04) |
| Total from investments operations | 2.17 | 2.61 | 2.20 | 0.05 |
| LESS DISTRIBUTIONS FROM: | | | | |
| Net investment income | (2.20) | (2.63) | (1.94) | — |
| Total distributions | (2.20) | (2.63) | (1.94) | — |
| ETF transaction fees per share | 0.00 ^(d) | — | — | — |
| Net asset value, end of period | \$ 50.01 | \$ 50.04 | \$ 50.06 | \$ 49.80 |
| TOTAL RETURN^{(e)(f)} | 4.46% | 5.37% | 4.50% | 0.10% |
| SUPPLEMENTAL DATA AND RATIOS: | | | | |
| Net assets, end of period (in thousands) | \$5,921,402 | \$4,104,507 | \$1,776,583 | \$ 38,844 |
| Ratio of expenses to average net assets ^(g) | 0.15% | 0.15% | 0.15% | 0.15% |
| Ratio of net investment income (loss) to average net assets ^(g) | 4.29% | 5.21% | 4.98% | 2.61% |
| Portfolio turnover rate ^{(e)(h)} | 0% | 0% | 0% | 0% |

^(a) Inception date of the Fund was August 8, 2022.

^(b) Net investment income per share has been calculated based on average shares outstanding during the periods.

^(c) Realized and unrealized gains and losses per share in the caption are balancing amounts necessary to reconcile the change in net asset value per share for the periods, and may not reconcile with the aggregate gains and losses in the Statement of Operations due to share transactions for the periods.

^(d) Amount represents less than \$0.005 per share

^(e) Not annualized for periods less than one year.

^(f) Total investment return (loss) on net asset value is calculated assuming a purchase of shares on the first day and a sale of shares on the last day of each period reported and includes reinvestments of dividends and distributions, if any.

^(g) Annualized for periods less than one year.

^(h) Portfolio turnover rate excludes in-kind transactions.

INVESTMENT ADVISER

F/m Investments LLC
3050 K Street NW, Suite 201
Washington, DC 20007

**ADMINISTRATOR AND
TRANSFER AGENT**

U.S. Bank Global Fund Services
615 East Michigan Street
Milwaukee, WI 53202-5207

CUSTODIAN

U.S. Bank, N.A.
1555 North River Center Drive, Suite 302
Milwaukee, Wisconsin 53212

**INDEPENDENT REGISTERED
PUBLIC ACCOUNTING FIRM**

Cohen & Company, Ltd.
1350 Euclid Avenue, Suite 800
Cleveland, Ohio 44115

UNDERWRITER

Quasar Distributors, LLC
190 Middle Street, Suite 301
Portland, Maine 04101

COUNSEL

Faegre Drinker Biddle & Reath LLP
One Logan Square, Suite 2000
Philadelphia, Pennsylvania 19103-6996

THIS PAGE INTENTIONALLY LEFT BLANK

THIS PAGE INTENTIONALLY LEFT BLANK

FOR MORE INFORMATION

For more information about the Funds, the following documents are available free upon request:

Annual/Semiannual Reports

Additional information about the Funds' investments is included in the Funds' annual and semiannual reports to shareholders. The annual report contains a discussion of the market conditions and investment strategies that significantly affected each Fund's performance during its most recently completed fiscal year. The Funds' annual reports and semi-annual reports to shareholders are available at the Funds' website at www.fminvest.com or by calling 1-800-617-0004.

Statement of Additional Information

The SAI dated December 31, 2025, provides more details about each Fund and its policies. The current SAI is on file with the SEC and is incorporated by reference into (and is legally a part of) this Prospectus.

TO OBTAIN INFORMATION

The SAI is available, without charge, upon request along with the semiannual and annual reports. To obtain a free copy of the SAI, semiannual or annual reports or if you have questions about the Funds:

By Internet

Go to www.fminvest.com.

By Telephone

Call 1-800-617-0004 or your securities dealer.

From the SEC

Information about the Funds (including the SAI) and other information about the Funds are available on the EDGAR Database on the SEC's Internet site at www.sec.gov, and copies of this information may be obtained, after paying a duplicating fee, by sending an electronic request to publicinfo@sec.gov.

Investment Company Act File Number 811-05518